

Luminaria

Código COS2-120W2S1-30K7-ffff-gghhh-i_jj-kk
Nombre Coanda Series S2 Start - 120W 30K70 T2S1

Ensayo

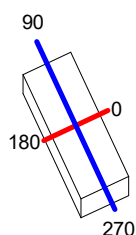
Código Coanda Series S2 Start 120W COS2-120W2S1-30K7-ffff-gghhh-i_jj-kk 30K70 T2S1
Nombre Coanda Series S2 Start - 120W 30K70 T2S1

Flujo Luminaria	16200.00 lm	Potencia luminaria	120.00 W	Eficiencia	135.00 lm/W	Rendimiento	100.00%
Flujo de Lámpara	16200.00 lm	Valor Máximo	602.48 cd/klm	Posición	C=20.00 G=62.00	CG	Asimétrico
Luminaria Rectangular	Longit.	730 mm	Anchura	280 mm	Altura	125 mm	
Área Luminosa Rectangular	Longit.	730 mm	Anchura	280 mm	Altura	125 mm	
Área Luminosa Horizontal	0.204400 m2		Área Emisión sobre Pl. 180°	0.091250 m2			
Área Emisión sobre Pl. 0°	0.091250 m2		Área Emisión sobre Pl. 270°	0.035000 m2			
Área Emisión sobre Pl. 90°	0.035000 m2		Área de deslumbramiento a 76°	0.137988 m2			
Sist. de Coorden.	CG		Tipo de Simetría	Asimétrico			
Fecha	07-02-2022		Máximo Ángulo Gamma	90			
Distancia de Ensayo	0.00		Flujo de Ensayo	16200.00 lm			
Operador			Tensión de alimentación				
Temperatura	25.00 °C		Corriente de alimentación				
Humedad	60.00 %		Fotocélula				
Notas							

Lámparas de la Luminaria

Familia	Código	Nombre	Flujo [lm]	Pot. [W]	Cant.
	COS2-120W2S1-30K7-ffff-gghhh-i_jj-kk	Coanda Series S2 Start - 120W 30K70 T2S1 - 120 W	16200.00	120.00	1
C.I.E.	36 74 96 100 100	D DIN 5040	A20		
F UTE	1.00 H	B NBN	BZ 6 / 1 / BZ 5		

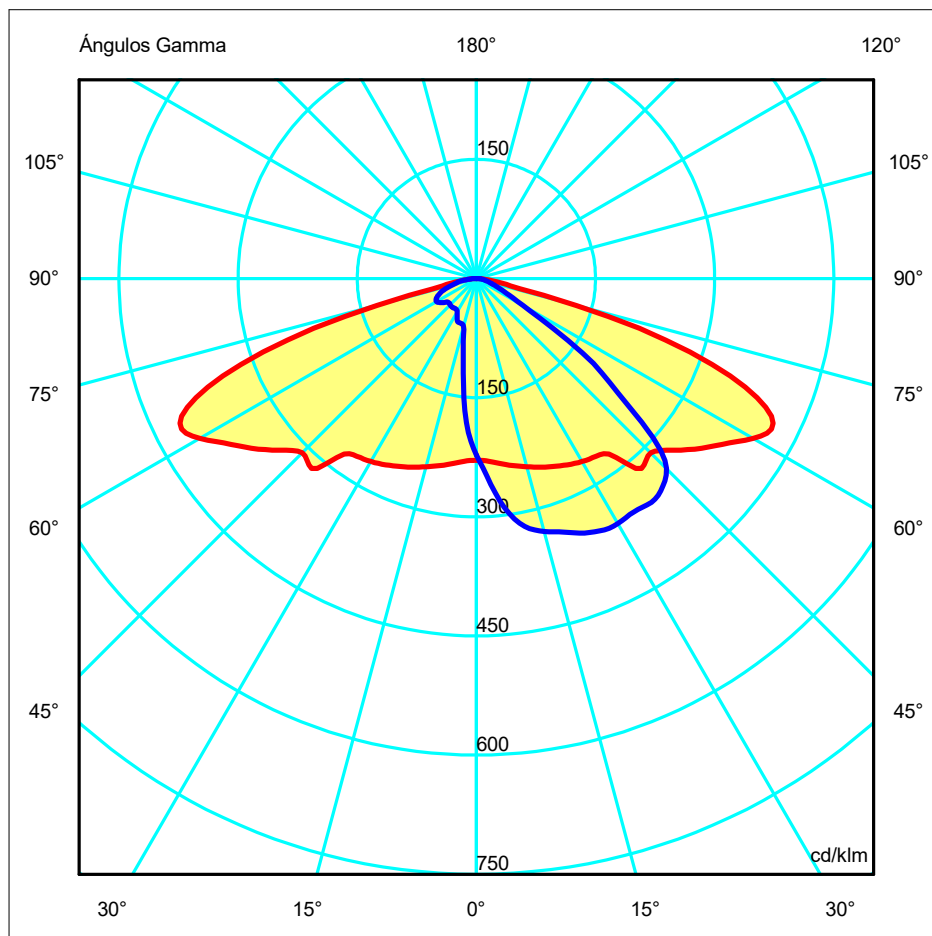
730mm x 280mm



Semiplanos C

180.0 — 0.0
270.0 — 90.0

ULOR 0.00 %
DLOR 100.00 %
RN 0.00 %



Luminaria

Código COS2-120W2S1-30K7-ffff-gghhh-i_jj-kk

Nombre Coanda Series S2 Start - 120W 30K70 T2S1

Ensayo

Código Coanda Series S2 Start 120W COS2-120W2S1-30K7-ffff-gghhh-i_jj-kk 30K70 T2S1

Nombre Coanda Series S2 Start - 120W 30K70 T2S1

Flujo Luminaria	16200.00 lm		Potencia luminaria		120.00 W		Eficiencia		135.00 lm/W		Rendimiento		100.00%	
Flujo de Lámpara	16200.00 lm		Valor Máximo		602.48 cd/klm		Posición		C=20.00 G=62.00		CG Asimétrico			
Tabla de Intensidad Luminosa cd/klm														
Tabla 1/6														
	C 0.00	C 10.00	C 20.00	C 30.00	C 40.00	C 50.00	C 60.00	C 70.00	C 80.00	C 90.00	C 100.00	C 110.00	C 120.00	
G 0.0	228.62	224.30	223.56	224.14	223.58	224.12	223.62	222.94	222.92	221.88	222.92	222.94	223.62	
G 1.0	228.79	225.87	226.48	228.47	229.00	230.57	230.77	230.80	231.01	230.05	231.01	230.80	230.77	
G 2.0	229.14	227.62	229.61	232.84	234.79	237.22	238.49	238.92	239.84	238.80	239.84	238.92	238.49	
G 3.0	229.62	229.76	233.06	237.80	241.03	244.66	247.08	248.31	249.70	248.82	249.70	248.31	247.08	
G 4.0	230.53	232.02	236.94	243.09	247.77	252.82	256.45	258.45	260.49	259.58	260.49	258.45	256.45	
G 5.0	231.70	234.64	241.17	248.80	255.10	261.37	265.98	268.84	271.15	270.51	271.15	268.84	265.98	
G 6.0	233.11	237.50	245.61	254.97	262.69	270.12	275.35	278.81	281.37	280.99	281.37	278.81	275.35	
G 7.0	234.41	240.43	250.13	261.08	270.33	278.57	284.48	288.28	290.97	290.68	290.97	288.28	284.48	
G 8.0	235.77	243.35	254.84	267.62	277.95	287.06	293.21	296.97	299.38	299.10	299.38	296.97	293.21	
G 9.0	237.15	246.38	259.61	274.19	285.59	295.31	301.13	304.67	306.64	306.49	306.64	304.67	301.13	
G 10.0	238.37	249.45	264.52	280.64	293.19	303.09	308.39	311.47	312.81	312.57	312.81	311.47	308.39	
G 11.0	239.64	252.34	269.46	287.29	300.47	310.41	315.05	317.47	317.94	317.61	317.94	317.47	315.05	
G 12.0	240.95	255.35	274.52	293.72	307.55	317.20	320.88	322.49	322.12	321.58	322.12	322.49	320.88	
G 13.0	242.18	258.44	279.65	300.33	314.15	323.29	325.83	326.69	325.50	324.85	325.50	326.69	325.83	
G 14.0	243.59	261.67	284.76	306.56	320.17	328.63	330.05	330.05	328.28	327.41	328.28	330.05	330.05	
G 15.0	245.11	264.94	289.84	312.58	325.75	333.16	333.44	332.78	330.51	329.61	330.51	332.78	333.44	
G 16.0	246.59	268.22	294.93	318.39	330.97	337.11	336.35	335.06	332.55	331.48	332.55	335.06	336.35	
G 17.0	248.09	271.59	299.91	323.81	335.51	340.41	338.70	337.15	334.46	333.31	334.46	337.15	338.70	
G 18.0	249.66	275.01	304.93	328.86	339.59	343.29	340.88	339.11	336.47	335.27	336.47	339.11	340.88	
G 19.0	251.11	278.45	309.88	333.73	343.16	346.10	343.02	341.23	338.75	337.51	338.75	341.23	343.02	
G 20.0	252.50	281.91	314.77	338.36	346.64	348.79	345.35	343.56	341.26	340.05	341.26	343.56	345.35	
G 21.0	253.80	285.43	319.63	343.02	350.01	351.31	347.80	346.20	344.03	342.78	344.03	346.20	347.80	
G 22.0	255.12	288.73	324.35	347.33	353.03	353.84	350.43	349.02	346.76	345.47	346.76	349.02	350.43	
G 23.0	256.60	292.09	329.01	351.37	355.82	356.41	353.09	351.70	349.12	347.86	349.12	351.70	353.09	
G 24.0	258.04	295.37	333.44	355.32	358.49	358.93	355.68	353.99	351.18	349.86	351.18	353.99	355.68	
G 25.0	259.40	298.90	337.82	359.15	361.05	361.34	358.17	356.22	353.04	351.69	353.04	356.22	358.17	
G 26.0	260.82	302.25	342.30	362.31	363.51	364.12	360.87	358.38	354.78	353.47	354.78	358.38	360.87	
G 27.0	262.18	305.66	346.69	365.31	366.42	367.23	363.72	360.47	356.27	354.96	356.27	360.47	363.72	
G 28.0	263.48	309.14	350.68	368.46	369.56	370.76	366.71	362.39	357.38	356.01	357.38	362.39	366.71	
G 29.0	264.69	312.42	354.60	371.73	373.08	374.62	369.75	364.12	357.97	356.20	357.97	364.12	369.75	
G 30.0	265.89	315.62	358.61	375.47	378.19	378.94	372.91	365.60	358.12	355.87	358.12	365.60	372.91	
G 31.0	266.89	318.69	363.66	380.15	383.65	383.57	376.17	366.76	358.01	355.43	358.01	366.76	376.17	
G 32.0	267.76	321.86	368.86	385.40	390.35	388.62	379.27	367.57	357.67	354.72	357.67	367.57	379.27	
G 33.0	268.60	325.37	374.16	391.44	397.54	394.08	382.77	368.30	357.43	354.25	357.43	368.30	382.77	
G 34.0	269.55	329.42	380.40	398.50	405.24	399.95	387.13	369.08	357.58	354.14	357.58	369.08	387.13	
G 35.0	270.68	334.37	387.59	406.90	413.78	406.79	390.87	370.37	358.34	354.57	358.34	370.37	390.87	
G 36.0	272.63	340.73	396.70	416.66	425.14	415.42	395.22	372.40	359.64	355.68	359.64	372.40	395.22	
G 37.0	276.68	350.20	411.67	430.80	440.22	426.07	400.68	375.16	361.02	356.83	361.02	375.16	400.68	
G 38.0	285.89	363.53	430.20	450.08	456.55	436.70	406.41	378.11	361.96	357.53	361.96	378.11	406.41	
G 39.0	299.22	383.70	451.54	469.76	469.45	445.31	411.74	380.53	361.95	357.27	361.95	380.53	411.74	
G 40.0	311.68	401.96	469.47	484.42	478.76	451.86	416.30	381.90	361.01	355.97	361.01	381.90	416.30	
G 41.0	316.67	409.45	476.13	492.39	484.65	457.24	419.90	382.44	359.25	353.81	359.25	382.44	419.90	
G 42.0	315.40	408.74	474.36	495.21	489.42	461.95	422.57	382.20	356.81	351.05	356.81	382.20	422.57	
G 43.0	312.89	405.90	470.96	495.36	493.87	466.30	424.72	381.14	353.78	347.96	353.78	381.14	424.72	
G 44.0	310.55	404.87	471.02	498.96	500.12	471.18	426.76	379.02	349.84	343.99	349.84	379.02	426.76	
G 45.0	310.15	407.78	476.62	507.74	508.14	476.78	428.12	373.98	344.13	338.18	344.13	373.98	428.12	
G 46.0	312.63	413.75	485.76	518.67	517.03	481.96	427.65	367.74	335.87	329.60	335.87	367.74	427.65	
G 47.0	317.03	421.27	495.65	529.88	525.85	486.17	424.99	359.60	323.74	317.20	323.74	359.60	424.99	
G 48.0	322.63	429.96	505.70	540.50	533.76	488.75	419.40	347.09	306.37	299.36	306.37	347.09	419.40	
G 49.0	329.24	439.03	515.62	550.28	540.49	489.69	410.11	329.43	283.41	275.66	283.41	329.43	410.11	
G 50.0	336.05	448.08	525.46	559.25	545.64	487.95	395.91	307.10	258.69	251.04	258.69	307.10	395.91	
G 51.0	342.16	456.96	534.98	567.38	548.94	482.92	377.40	282.38	235.82	229.24	235.82	282.38	377.40	
G 52.0	348.56	465.73	543.99	574.30	550.16	474.05	356.35	258.69	217.56	212.34	217.56	258.69	356.35	
G 53.0	354.79	474.24	552.63	580.41	549.07	461.58	335.38	238.45	202.50	197.79	202.50	238.45	335.38	
G 54.0	360.85	482.65	560.25	585.84	546.11	445.84	315.44	221.15	186.63	181.93	186.63	221.15	315.44	
G 55.0	366.82	490.68	566.95	589.50	541.11	428.17	296.83	204.40	167.91	162.72	167.91	204.40	296.83	
G 56.0	372.93	498.38	572.97	591.96	533.94	408.89	278.82	185.43	145.25	138.95	145.25	185.43	278.82	
G 57.0	379.72	506.01	579.23	593.56	524.29	390.39	259.65	163.54	120.85	114.79	120.85	163.54	259.65	
G 58.0	387.08	513.64	585.04	594.39	512.28	371.09	237.72	139.28	99.17	94.20	99.17	139.28	237.72	
G 59.0	394.76	521.20	590.98	593.78	498.21	350.90	213.96	116.18	82.23	78.72	82.23	116.18	213.96	
G 60.0	402.17	528.59	596.20	591.52	481.96	329.22	188.75	96.55	69.71	67.94	69.71	96.55	188.75	
G 61.0	409.14	535.33	600.31	587.59	464.09	305.62	162.19	80.33	59.88	58.69	59.88	80.33	162.19	
G 62.0	414.35	540.50	602.48	581.12	444.74	281.57	138.10	67.72	52.35	51.81	52.35	67.72	138.10	
G 63.0	416.78	543.83	602.23	570.83	424.20	257.16	117.67	58.28	47.09	46.42	47.09	58.28	117.67	
G 64.0	415.25	544.52	598.50	556.75	401.76	232.14	98.64	50.63	42.80	41.91	42.80	50.63	98.64	
G 65.0	409.5													

Luminaria

Código COS2-120W2S1-30K7-ffff-gghhh-i_jj-kk
Nombre Coanda Series S2 Start - 120W 30K70 T2S1

Ensayo

Código Coanda Series S2 Start 120W COS2-120W2S1-30K7-ffff-gghhh-i_jj-kk 30K70 T2S1
Nombre Coanda Series S2 Start - 120W 30K70 T2S1

Flujo Luminaria	16200.00 lm		Potencia luminaria		120.00 W		Eficiencia		135.00 lm/W		Rendimiento		100.00%	
Flujo de Lámpara	16200.00 lm		Valor Máximo		602.48 cd/klm		Posición		C=20.00 G=62.00		CG Asimétrico			
Tabla de Intensidad Luminosa cd/klm														Tabla 2/6
	C 130.00	C 140.00	C 150.00	C 160.00	C 170.00	C 180.00	C 190.00	C 200.00	C 210.00	C 220.00	C 230.00	C 240.00	C 250.00	
G 0.0	224.12	223.58	224.14	223.56	224.30	228.62	224.30	223.56	224.14	223.58	224.12	223.62	222.94	
G 1.0	230.57	229.00	228.47	226.48	225.87	228.79	222.99	220.86	220.24	218.50	217.91	216.64	215.29	
G 2.0	237.22	234.79	232.84	229.61	227.62	229.14	222.00	218.28	216.49	213.48	211.57	209.31	207.08	
G 3.0	244.66	241.03	237.80	233.06	229.76	229.62	221.21	216.04	212.56	208.15	204.68	201.15	197.68	
G 4.0	252.82	247.77	243.09	236.94	232.02	230.53	220.86	214.07	208.79	202.36	197.00	191.76	186.54	
G 5.0	261.37	255.10	248.80	241.17	234.64	231.70	220.62	212.13	204.90	196.12	188.09	180.95	173.67	
G 6.0	270.12	262.69	254.97	245.61	237.50	233.11	220.48	210.13	200.48	189.25	178.12	168.72	159.13	
G 7.0	278.57	270.33	261.08	250.13	240.43	234.41	220.28	207.92	195.55	181.27	166.31	155.42	144.12	
G 8.0	287.06	277.95	267.62	254.84	243.35	235.77	220.07	205.53	190.07	172.64	154.48	141.62	129.27	
G 9.0	295.31	285.59	274.19	259.61	246.38	237.15	219.76	202.96	184.26	163.35	142.65	128.43	116.08	
G 10.0	303.09	293.19	280.64	264.52	249.45	238.37	219.38	200.15	177.84	153.55	130.78	116.26	104.73	
G 11.0	310.41	300.47	287.29	269.46	252.34	239.64	218.94	197.04	170.78	143.77	119.98	105.88	95.50	
G 12.0	317.20	307.55	293.72	274.52	255.35	240.95	218.37	193.78	163.32	134.08	110.39	97.15	87.53	
G 13.0	323.29	314.15	300.33	279.65	258.44	242.18	217.89	190.28	155.85	124.90	102.14	89.71	79.89	
G 14.0	328.63	320.17	306.56	284.76	261.67	243.59	217.54	186.74	148.45	116.28	95.05	82.67	71.93	
G 15.0	333.16	325.75	312.58	289.84	264.94	245.11	217.24	183.13	141.23	108.85	88.59	75.32	66.41	
G 16.0	337.11	330.97	318.39	294.93	268.22	246.59	217.04	179.38	134.22	102.38	82.29	68.94	63.15	
G 17.0	340.41	335.51	323.81	299.91	271.59	248.09	216.83	175.55	127.65	96.61	75.69	64.94	61.42	
G 18.0	343.29	339.59	328.86	304.93	275.01	249.66	216.49	171.43	121.58	91.28	70.05	62.47	60.39	
G 19.0	346.10	343.16	333.73	309.88	278.45	251.11	216.01	167.20	115.81	85.92	66.03	61.00	59.70	
G 20.0	348.79	346.64	338.36	314.77	281.91	252.50	215.38	162.77	110.32	80.42	63.42	60.08	59.30	
G 21.0	351.31	350.01	343.02	319.63	285.43	253.80	214.55	158.30	105.17	75.10	61.72	59.44	59.09	
G 22.0	353.84	353.03	347.33	324.35	288.73	255.12	213.66	154.00	100.47	70.39	60.51	58.98	58.95	
G 23.0	356.41	355.82	351.37	329.01	292.09	256.60	212.70	149.65	96.00	66.51	59.49	58.57	58.80	
G 24.0	358.93	358.49	355.32	333.44	295.37	258.04	211.76	145.51	91.50	63.75	58.49	58.17	58.49	
G 25.0	361.34	361.05	359.15	337.82	298.90	259.40	210.77	141.45	87.11	61.79	57.58	57.64	57.94	
G 26.0	364.12	363.51	362.31	342.30	302.25	260.82	209.62	137.41	82.64	60.19	56.76	56.93	56.81	
G 27.0	367.23	366.42	365.31	346.69	305.66	262.18	208.31	133.44	78.38	58.92	55.88	55.99	55.20	
G 28.0	370.76	369.56	368.46	350.68	309.14	263.48	207.05	129.39	74.72	57.68	54.93	54.66	53.41	
G 29.0	374.62	373.08	371.73	354.60	312.42	264.69	205.50	125.57	71.18	56.40	53.92	53.12	51.63	
G 30.0	378.94	378.19	375.47	358.61	315.62	265.89	203.76	121.79	67.96	55.10	52.78	51.55	50.00	
G 31.0	383.57	383.65	380.15	363.66	318.69	266.89	202.20	118.13	65.17	53.91	51.63	50.12	48.66	
G 32.0	388.62	390.35	385.40	368.86	321.86	267.76	200.60	114.47	62.91	52.88	50.52	48.99	47.59	
G 33.0	394.08	397.54	391.44	374.16	325.37	268.60	198.86	110.82	60.86	52.00	49.63	48.15	46.80	
G 34.0	399.95	405.24	398.50	380.40	329.42	269.55	197.05	106.93	58.90	51.25	49.02	47.54	46.26	
G 35.0	406.79	413.78	406.90	387.59	334.37	270.68	194.95	103.02	57.05	50.44	48.68	47.08	45.79	
G 36.0	415.42	425.14	416.66	396.70	340.73	272.63	193.03	99.12	55.18	49.56	48.47	46.68	45.28	
G 37.0	426.07	440.22	430.80	411.67	350.20	276.68	191.39	95.36	53.39	48.61	48.21	46.24	44.71	
G 38.0	436.70	456.55	450.08	430.20	363.53	285.89	192.24	91.93	51.84	47.61	47.83	45.65	44.10	
G 39.0	445.31	469.45	469.76	451.54	383.70	299.22	198.49	90.93	50.65	46.64	47.22	44.88	43.48	
G 40.0	451.86	478.76	484.42	469.47	401.96	311.68	204.83	92.40	51.13	45.75	46.36	43.97	42.83	
G 41.0	457.24	484.65	492.39	476.13	409.45	316.67	207.63	93.80	52.70	45.02	45.30	42.96	42.21	
G 42.0	461.95	489.42	495.21	474.36	408.74	315.40	204.48	92.48	54.50	45.28	44.08	41.87	41.64	
G 43.0	466.30	493.87	495.36	470.96	405.90	312.89	199.72	86.80	54.82	45.69	42.68	40.78	41.10	
G 44.0	471.18	500.12	498.96	471.02	404.87	310.55	195.30	80.80	51.46	45.90	41.31	39.76	40.62	
G 45.0	476.78	508.14	507.74	476.62	407.78	310.15	191.83	75.76	47.51	44.83	40.05	38.85	40.22	
G 46.0	481.96	517.03	518.67	485.76	413.75	312.63	190.50	72.40	44.29	42.52	38.70	38.07	39.90	
G 47.0	486.17	525.85	529.88	495.65	421.27	317.03	190.34	70.45	42.10	40.16	37.26	37.42	39.65	
G 48.0	488.75	533.76	540.50	505.70	429.96	322.63	191.31	69.34	40.39	38.30	35.97	36.86	39.40	
G 49.0	489.69	540.49	550.28	515.62	439.03	329.24	192.88	68.69	39.12	36.76	34.82	36.46	39.22	
G 50.0	487.95	545.64	559.25	525.46	448.08	336.05	194.87	68.28	38.17	35.36	33.98	36.24	39.12	
G 51.0	482.92	548.94	567.38	534.98	456.96	342.16	197.25	68.00	37.30	33.98	33.43	36.24	39.19	
G 52.0	474.05	550.16	574.30	543.99	465.73	348.56	199.88	67.95	36.37	32.87	33.13	36.38	39.47	
G 53.0	461.58	549.07	580.41	552.63	474.24	354.79	202.71	68.09	35.34	31.82	32.98	36.69	39.90	
G 54.0	445.84	546.11	585.84	560.25	482.65	360.85	206.08	68.55	34.32	30.84	32.93	37.12	40.31	
G 55.0	428.17	541.11	589.50	566.95	490.68	366.82	210.00	69.32	33.50	29.85	33.00	37.63	40.71	
G 56.0	408.89	533.94	591.96	572.97	498.38	372.93	214.16	70.53	33.11	28.91	33.13	38.05	41.10	
G 57.0	390.39	524.29	593.56	579.23	506.01	379.72	218.55	71.92	33.10	28.19	33.24	38.30	41.48	
G 58.0	371.09	512.28	594.39	585.04	513.64	387.08	222.96	73.02	33.25	27.65	33.26	38.45	41.76	
G 59.0	350.90	498.21	593.78	590.98	521.20	394.76	226.69	72.24	33.19	27.20	33.12	38.54	41.84	
G 60.0	329.22	481.96	591.52	596.20	528.59	402.17	229.10	69.18	32.62	26.83	32.84	38.54	41.88	
G 61.0	305.62	464.09	587.59	600.31	535.33	409.14	229.69	63.82	30.86	26.50	32.50	38.46	42.03	
G 62.0	281.57	444.74	581.12	602.48	540.50	414.35	226.75	58.35	27.95	26.08	32.05	38.25	42.18	
G 63.0	257.16	424.20	570.83	602.23	543.83	416.78	219.11	52.48	25.15	25.58	31.43	37.87	42.18	
G 64.0	232.14	401.76	556.75	598.50	544.52	415.25	206.55	46.17	23.20	24.94	30.69	37.19	42.12	
G 65.0	206.91	377.22	538.71	590.76	539.92	409.59	190.51	40.32	22.13	24.15	29.97	36.42	41.95	
G 66.0	182.02	350.41	516.50	578.72	529.6.92									

Luminaria

Código COS2-120W2S1-30K7-ffff-gghhh-i_jj-kk
Nombre Coanda Series S2 Start - 120W 30K70 T2S1

Ensayo

Código Coanda Series S2 Start 120W COS2-120W2S1-30K7-ffff-gghhh-i_jj-kk 30K70 T2S1
Nombre Coanda Series S2 Start - 120W 30K70 T2S1

Flujo Luminaria	16200.00 lm	Potencia luminaria	120.00 W	Eficiencia	135.00 lm/W	Rendimiento	100.00%
Flujo de Lámpara	16200.00 lm	Valor Máximo	602.48 cd/klm	Posición	C=20.00 G=62.00	CG	Asimétrico

Tabla de Intensidad Luminosa cd/klm Tabla 3/6

	C 260.00	C 270.00	C 280.00	C 290.00	C 300.00	C 310.00	C 320.00	C 330.00	C 340.00	C 350.00
G 0.0	222.92	221.88	222.92	222.94	223.62	224.12	223.58	224.14	223.56	224.30
G 1.0	214.97	213.72	214.97	215.29	216.64	217.91	218.50	220.24	220.86	222.99
G 2.0	206.28	204.69	206.28	207.08	209.31	211.57	213.48	216.49	218.28	222.00
G 3.0	196.28	194.07	196.28	197.68	201.15	204.68	208.15	212.56	216.04	221.21
G 4.0	184.32	181.71	184.32	186.54	191.76	197.00	202.36	208.79	214.07	220.86
G 5.0	170.56	167.23	170.56	173.67	180.95	188.09	196.12	204.90	212.13	220.62
G 6.0	155.38	151.41	155.38	159.13	168.72	178.12	189.25	200.48	210.13	220.48
G 7.0	139.41	135.41	139.41	144.12	155.42	166.31	181.27	195.55	207.92	220.28
G 8.0	124.37	120.55	124.37	129.27	141.62	154.48	172.64	190.07	205.53	220.07
G 9.0	111.19	107.74	111.19	116.08	128.43	142.65	163.35	184.26	202.96	219.76
G 10.0	100.24	97.26	100.24	104.73	116.26	130.78	153.55	177.84	200.15	219.38
G 11.0	91.34	88.48	91.34	95.50	105.88	119.98	143.77	170.78	197.04	218.94
G 12.0	83.18	80.46	83.18	87.53	97.15	110.39	134.08	163.32	193.78	218.37
G 13.0	75.06	72.11	75.06	79.89	89.71	102.14	124.90	155.85	190.28	217.89
G 14.0	67.97	66.17	67.97	71.93	82.67	95.05	116.28	148.45	186.74	217.54
G 15.0	63.92	62.85	63.92	66.41	75.32	88.59	108.85	141.23	183.13	217.24
G 16.0	61.74	61.21	61.74	63.15	68.94	82.29	102.38	134.22	179.38	217.04
G 17.0	60.57	60.28	60.57	61.42	64.94	75.69	96.61	127.65	175.55	216.83
G 18.0	59.84	59.72	59.84	60.39	62.47	70.05	91.28	121.58	171.43	216.49
G 19.0	59.44	59.48	59.44	59.70	61.00	66.03	85.92	115.81	167.20	216.01
G 20.0	59.29	59.47	59.29	59.30	60.08	63.42	80.42	110.32	162.77	215.38
G 21.0	59.32	59.58	59.32	59.09	59.44	61.72	75.10	105.17	158.30	214.55
G 22.0	59.34	59.63	59.34	58.95	58.98	60.51	70.39	100.47	154.00	213.66
G 23.0	59.25	59.52	59.25	58.80	58.57	59.49	66.51	96.00	149.65	212.70
G 24.0	58.93	58.88	58.93	58.49	58.17	58.49	63.75	91.50	145.51	211.76
G 25.0	57.88	57.48	57.88	57.94	57.64	57.58	61.79	87.11	141.45	210.77
G 26.0	56.18	55.60	56.18	56.81	56.93	56.76	60.19	82.64	137.41	209.62
G 27.0	54.24	53.62	54.24	55.20	55.99	55.88	58.92	78.38	133.44	208.31
G 28.0	52.23	51.69	52.23	53.41	54.66	54.93	57.68	74.72	129.39	207.05
G 29.0	50.38	49.95	50.38	51.63	53.12	53.92	56.40	71.18	125.57	205.50
G 30.0	48.82	48.55	48.82	50.00	51.55	52.78	55.10	67.96	121.79	203.76
G 31.0	47.57	47.48	47.57	48.66	50.12	51.63	53.91	65.17	118.13	202.20
G 32.0	46.67	46.83	46.67	47.59	48.99	50.52	52.88	62.91	114.47	200.60
G 33.0	46.10	46.47	46.10	46.80	48.15	49.63	52.00	60.86	110.82	198.86
G 34.0	45.70	46.31	45.70	46.26	47.54	49.02	51.25	58.90	106.93	197.05
G 35.0	45.38	46.30	45.38	45.79	47.08	48.68	50.44	57.05	103.02	194.95
G 36.0	45.13	46.39	45.13	45.28	46.68	48.47	49.56	55.18	99.12	193.03
G 37.0	44.97	46.56	44.97	44.71	46.24	48.21	48.61	53.39	95.36	191.39
G 38.0	44.85	46.79	44.85	44.10	45.65	47.83	47.61	51.84	91.93	192.24
G 39.0	44.79	46.98	44.79	43.48	44.88	47.22	46.64	50.65	90.93	198.49
G 40.0	44.76	47.09	44.76	42.83	43.97	46.36	45.75	51.13	92.40	204.83
G 41.0	44.71	47.18	44.71	42.21	42.96	45.30	45.02	52.70	93.80	207.63
G 42.0	44.64	47.20	44.64	41.64	41.87	44.08	45.28	54.50	92.48	204.48
G 43.0	44.52	47.18	44.52	41.10	40.78	42.68	45.69	54.82	86.80	199.72
G 44.0	44.34	47.03	44.34	40.62	39.76	41.31	45.90	51.46	80.80	195.30
G 45.0	44.12	46.79	44.12	40.22	38.85	40.05	44.83	47.51	75.76	191.83
G 46.0	43.89	46.50	43.89	39.90	38.07	38.70	42.52	44.29	72.40	190.50
G 47.0	43.69	46.25	43.69	39.65	37.42	37.26	40.16	42.10	70.45	190.34
G 48.0	43.56	46.13	43.56	39.40	36.86	35.97	38.30	40.39	69.34	191.31
G 49.0	43.52	46.16	43.52	39.22	36.46	34.82	36.76	39.12	68.69	192.88
G 50.0	43.64	46.39	43.64	39.12	36.24	33.98	35.36	38.17	68.28	194.87
G 51.0	43.98	46.92	43.98	39.19	36.24	33.43	33.98	37.30	68.00	197.25
G 52.0	44.60	47.96	44.60	39.47	36.38	33.13	32.87	36.37	67.95	199.88
G 53.0	45.46	49.33	45.46	39.90	36.69	32.98	31.82	35.34	68.09	202.71
G 54.0	46.40	51.00	46.40	40.31	37.12	32.93	30.84	34.32	68.55	206.08
G 55.0	47.41	52.60	47.41	40.71	37.63	33.00	29.85	33.50	69.32	210.00
G 56.0	48.40	54.05	48.40	41.10	38.05	33.13	28.91	33.11	70.53	214.16
G 57.0	49.27	55.25	49.27	41.48	38.30	33.24	28.19	33.10	71.92	218.55
G 58.0	50.08	56.40	50.08	41.76	38.45	33.26	27.65	33.25	73.02	222.96
G 59.0	50.93	57.50	50.93	41.84	38.54	33.12	27.20	33.19	72.24	226.69
G 60.0	51.76	58.16	51.76	41.88	38.54	32.84	26.83	32.62	69.18	229.10
G 61.0	52.39	58.27	52.39	42.03	38.46	32.50	26.50	30.86	63.82	229.69
G 62.0	52.76	57.92	52.76	42.18	38.25	32.05	26.08	27.95	58.35	226.75
G 63.0	52.84	57.25	52.84	42.18	37.87	31.43	25.58	25.15	52.48	219.11
G 64.0	52.66	56.21	52.66	42.12	37.19	30.69	24.94	23.20	46.17	206.55
G 65.0	52.20	54.90	52.20	41.95	36.42	29.97	24.15	22.13	40.32	190.51
G 66.0	51.36	53.38	51.36	41.67	35.47	29.20	23.26	21.21	34.92	172.86
G 67.0	50.02	51.62	50.02	41.24	34.48	28.39	22.40	20.27	31.61	153.88
G 68.0	48.45	49.86	48.45	40.63	33.54	27.57	21.63	19.28	28.17	133.88
G 69.0	46.66	48.10	46.66	39.83	32.64	26.73	20.94	18.46	24.72	114.04
G 70.0	44.73	46.11	44.73	38.84	31.72	25.82	20.30	17.69	22.76	96.55
G 71.0	42.70	43.82	42.70	37.70	30.89	24.85	19.70	17.09	20.90	80.27
G 72.0	40.39	41.14	40.39	36.41	30.05	23.86	19.12	16.67	19.15	65.19

Luminaria

Código COS2-120W2S1-30K7-ffff-gghhh-i_jj-kk
 Nombre Coanda Series S2 Start - 120W 30K70 T2S1

Ensayo

Código Coanda Series S2 Start 120W COS2-120W2S1-30K7-ffff-gghhh-i_jj-kk 30K70 T2S1
 Nombre Coanda Series S2 Start - 120W 30K70 T2S1

Flujo Luminaria	16200.00 lm	Potencia luminaria	120.00 W	Eficiencia	135.00 lm/W	Rendimiento	100.00%
Flujo de Lámpara	16200.00 lm	Valor Máximo	602.48 cd/klm	Posición	C=20.00 G=62.00	CG	Asimétrico

Tabla de Intensidad Luminosa cd/klm Tabla 4/6

	C 0.00	C 10.00	C 20.00	C 30.00	C 40.00	C 50.00	C 60.00	C 70.00	C 80.00	C 90.00	C 100.00	C 110.00	C 120.00
G 73.0	214.11	312.46	352.29	257.40	122.62	56.52	38.24	27.53	20.24	18.52	20.24	27.53	38.24
G 74.0	172.20	255.48	292.85	209.39	99.20	50.13	37.04	26.01	18.74	17.14	18.74	26.01	37.04
G 75.0	130.08	191.58	229.15	162.58	77.12	44.98	35.76	24.55	17.40	15.82	17.40	24.55	35.76
G 76.0	87.08	121.70	162.69	123.35	59.15	40.65	34.35	23.25	16.27	14.75	16.27	23.25	34.35
G 77.0	56.51	78.98	96.72	83.13	45.83	37.31	32.60	22.10	15.04	13.37	15.04	22.10	32.60
G 78.0	43.68	48.66	45.15	50.08	36.73	34.88	30.79	21.07	14.25	12.26	14.25	21.07	30.79
G 79.0	38.38	31.70	28.37	34.85	31.29	32.44	28.80	19.68	13.12	11.40	13.12	19.68	28.80
G 80.0	32.05	28.88	23.68	24.56	27.94	30.18	26.59	18.47	12.27	10.63	12.27	18.47	26.59
G 81.0	26.08	26.24	21.09	21.52	25.22	27.87	24.51	17.28	11.26	9.84	11.26	17.28	24.51
G 82.0	21.99	23.68	18.94	19.36	22.13	25.41	22.20	16.06	10.44	9.13	10.44	16.06	22.20
G 83.0	18.71	20.55	16.79	17.52	19.07	22.30	19.75	14.38	9.43	8.18	9.43	14.38	19.75
G 84.0	15.32	17.38	14.55	15.32	16.12	18.84	17.12	12.53	8.62	7.45	8.62	12.53	17.12
G 85.0	12.20	14.29	12.48	13.23	13.46	15.44	14.40	10.67	7.58	6.57	7.58	10.67	14.40
G 86.0	9.92	11.47	10.80	11.38	11.42	12.44	11.76	8.94	6.39	5.58	6.39	8.94	11.76
G 87.0	8.15	9.25	9.22	9.67	9.68	10.06	9.09	7.30	5.27	4.83	5.27	7.30	9.09
G 88.0	6.94	7.74	8.00	8.20	8.08	8.25	7.40	5.84	4.39	4.04	4.39	5.84	7.40
G 89.0	6.01	6.54	7.02	6.83	6.51	6.49	6.02	4.84	3.59	3.28	3.59	4.84	6.02
G 90.0	5.05	5.64	6.01	5.66	5.22	5.08	4.85	3.85	2.87	2.55	2.87	3.85	4.85

Luminaria

Código COS2-120W2S1-30K7-ffff-gghhh-i_jj-kk
 Nombre Coanda Series S2 Start - 120W 30K70 T2S1

Ensayo

Código Coanda Series S2 Start 120W COS2-120W2S1-30K7-ffff-gghhh-i_jj-kk 30K70 T2S1
 Nombre Coanda Series S2 Start - 120W 30K70 T2S1

Flujo Luminaria	16200.00 lm	Potencia luminaria	120.00 W	Eficiencia	135.00 lm/W	Rendimiento	100.00%
Flujo de Lámpara	16200.00 lm	Valor Máximo	602.48 cd/klm	Posición	C=20.00 G=62.00	CG	Asimétrico

Tabla de Intensidad Luminosa cd/klm Tabla 5/6

	C 130.00	C 140.00	C 150.00	C 160.00	C 170.00	C 180.00	C 190.00	C 200.00	C 210.00	C 220.00	C 230.00	C 240.00	C 250.00
G 73.0	56.52	122.62	257.40	352.29	312.46	214.11	51.43	17.54	16.29	18.46	22.71	29.02	34.86
G 74.0	50.13	99.20	209.39	292.85	255.48	172.20	39.98	16.18	15.98	17.71	21.47	27.88	33.10
G 75.0	44.98	77.12	162.58	229.15	191.58	130.08	30.11	15.22	15.75	16.96	20.28	26.61	31.18
G 76.0	40.65	59.15	123.35	162.69	121.70	87.08	23.63	14.73	15.54	16.14	19.07	25.13	29.19
G 77.0	37.31	45.83	83.13	96.72	78.98	56.51	20.18	14.58	15.17	15.31	17.85	23.71	27.17
G 78.0	34.88	36.73	50.08	45.15	48.66	43.68	18.11	14.59	14.74	14.53	16.76	22.36	25.31
G 79.0	32.44	31.29	34.85	28.37	31.70	38.38	17.09	14.53	14.34	13.79	15.75	21.20	23.97
G 80.0	30.18	27.94	24.56	23.68	28.88	32.05	15.89	14.12	13.73	13.02	15.01	19.89	23.82
G 81.0	27.87	25.22	21.52	21.09	26.24	26.08	14.62	13.61	12.96	12.21	14.36	18.85	23.42
G 82.0	25.41	22.13	19.36	18.94	23.68	21.99	13.34	12.78	12.05	11.37	13.46	17.31	19.66
G 83.0	22.30	19.07	17.52	16.79	20.55	18.71	12.39	11.83	11.07	10.67	12.10	15.10	16.78
G 84.0	18.84	16.12	15.32	14.55	17.38	15.32	11.37	10.69	10.08	10.19	10.74	12.80	14.07
G 85.0	15.44	13.46	13.23	12.48	14.29	12.20	10.30	9.69	9.20	9.79	9.52	10.94	12.14
G 86.0	12.44	11.42	11.38	10.80	11.47	9.92	9.24	8.73	8.31	8.79	8.44	9.38	9.57
G 87.0	10.06	9.68	9.67	9.22	9.25	8.15	8.28	7.81	7.46	7.60	7.35	7.71	7.72
G 88.0	8.25	8.08	8.20	8.00	7.74	6.94	7.36	7.07	6.67	6.61	6.40	6.41	6.86
G 89.0	6.49	6.51	6.83	7.02	6.54	6.01	6.48	6.43	5.93	5.70	5.36	5.54	5.74
G 90.0	5.08	5.22	5.66	6.01	5.64	5.05	5.72	5.85	5.31	4.89	4.44	4.55	4.50

Luminaria

Código COS2-120W2S1-30K7-ffff-gghhh-i_jj-kk
Nombre Coanda Series S2 Start - 120W 30K70 T2S1

Ensayo

Código Coanda Series S2 Start 120W COS2-120W2S1-30K7-ffff-gghhh-i_jj-kk 30K70 T2S1
Nombre Coanda Series S2 Start - 120W 30K70 T2S1

Flujo Luminaria	16200.00 lm	Potencia luminaria	120.00 W	Eficiencia	135.00 lm/W	Rendimiento	100.00%
Flujo de Lámpara	16200.00 lm	Valor Máximo	602.48 cd/klm	Posición	C=20.00 G=62.00	CG	Asimétrico

Tabla de Intensidad Luminosa cd/klm Tabla 6/6

	C 260.00	C 270.00	C 280.00	C 290.00	C 300.00	C 310.00	C 320.00	C 330.00	C 340.00	C 350.00
G 73.0	37.70	38.12	37.70	34.86	29.02	22.71	18.46	16.29	17.54	51.43
G 74.0	35.04	35.19	35.04	33.10	27.88	21.47	17.71	15.98	16.18	39.98
G 75.0	32.37	32.45	32.37	31.18	26.61	20.28	16.96	15.75	15.22	30.11
G 76.0	29.56	29.55	29.56	29.19	25.13	19.07	16.14	15.54	14.73	23.63
G 77.0	26.96	26.93	26.96	27.17	23.71	17.85	15.31	15.17	14.58	20.18
G 78.0	25.18	25.33	25.18	25.31	22.36	16.76	14.53	14.74	14.59	18.11
G 79.0	24.44	24.55	24.44	23.97	21.20	15.75	13.79	14.34	14.53	17.09
G 80.0	24.75	23.71	24.75	23.82	19.89	15.01	13.02	13.73	14.12	15.89
G 81.0	24.00	22.18	24.00	23.42	18.85	14.36	12.21	12.96	13.61	14.62
G 82.0	19.98	19.25	19.98	19.66	17.31	13.46	11.37	12.05	12.78	13.34
G 83.0	17.06	16.06	17.06	16.78	15.10	12.10	10.67	11.07	11.83	12.39
G 84.0	14.34	13.23	14.34	14.07	12.80	10.74	10.19	10.08	10.69	11.37
G 85.0	11.55	10.79	11.55	12.14	10.94	9.52	9.79	9.20	9.69	10.30
G 86.0	9.03	8.25	9.03	9.57	9.38	8.44	8.79	8.31	8.73	9.24
G 87.0	7.58	7.59	7.58	7.72	7.71	7.35	7.60	7.46	7.81	8.28
G 88.0	6.43	6.75	6.43	6.86	6.41	6.40	6.61	6.67	7.07	7.36
G 89.0	5.39	5.41	5.39	5.74	5.54	5.36	5.70	5.93	6.43	6.48
G 90.0	4.22	4.03	4.22	4.50	4.55	4.44	4.89	5.31	5.85	5.72

Luminaria

Código COS2-120W2S1-30K7-ffff-gghhh-i_jj-kk
Nombre Coanda Series S2 Start - 120W 30K70 T2S1

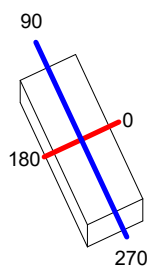
Ensayo

Código Coanda Series S2 Start 120W COS2-120W2S1-30K7-ffff-gghhh-i_jj-kk 30K70 T2S1
Nombre Coanda Series S2 Start - 120W 30K70 T2S1

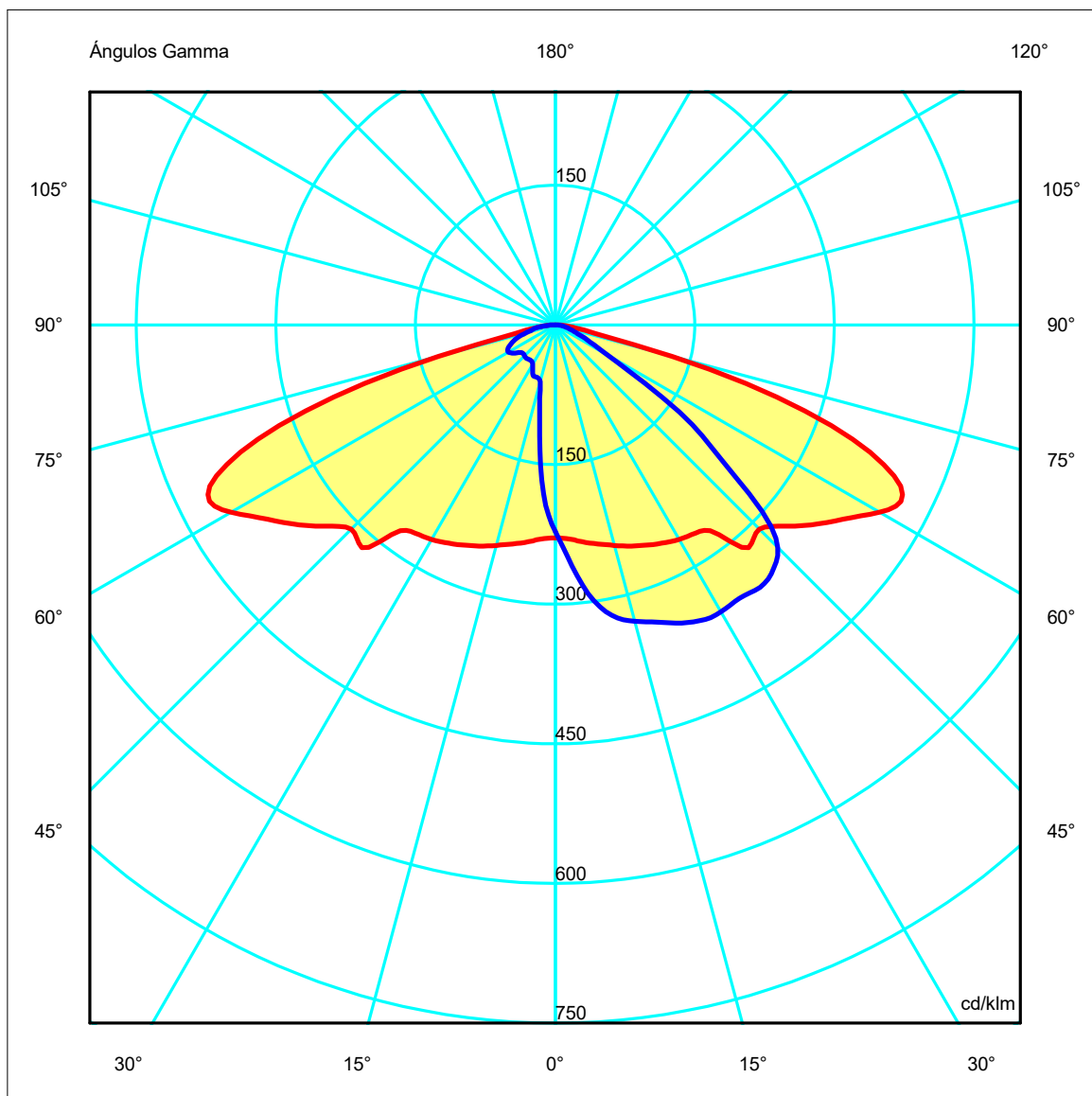
Flujo Luminaria	16200.00 lm	Potencia luminaria	120.00 W	Eficiencia	135.00 lm/W	Rendimiento	100.00%
Flujo de Lámpara	16200.00 lm	Valor Máximo	602.48 cd/klm	Posición	C=20.00 G=62.00	CG	Asimétrico

730mm x 280mm

Semiplanos C



180.0 ————— 0.0
270.0 ————— 90.0



Luminaria

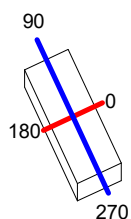
Código COS2-120W2S1-30K7-ffff-gghhh-i_jj-kk
Nombre Coanda Series S2 Start - 120W 30K70 T2S1

Ensayo

Código Coanda Series S2 Start 120W COS2-120W2S1-30K7-ffff-gghhh-i_jj-kk 30K70 T2S1
Nombre Coanda Series S2 Start - 120W 30K70 T2S1

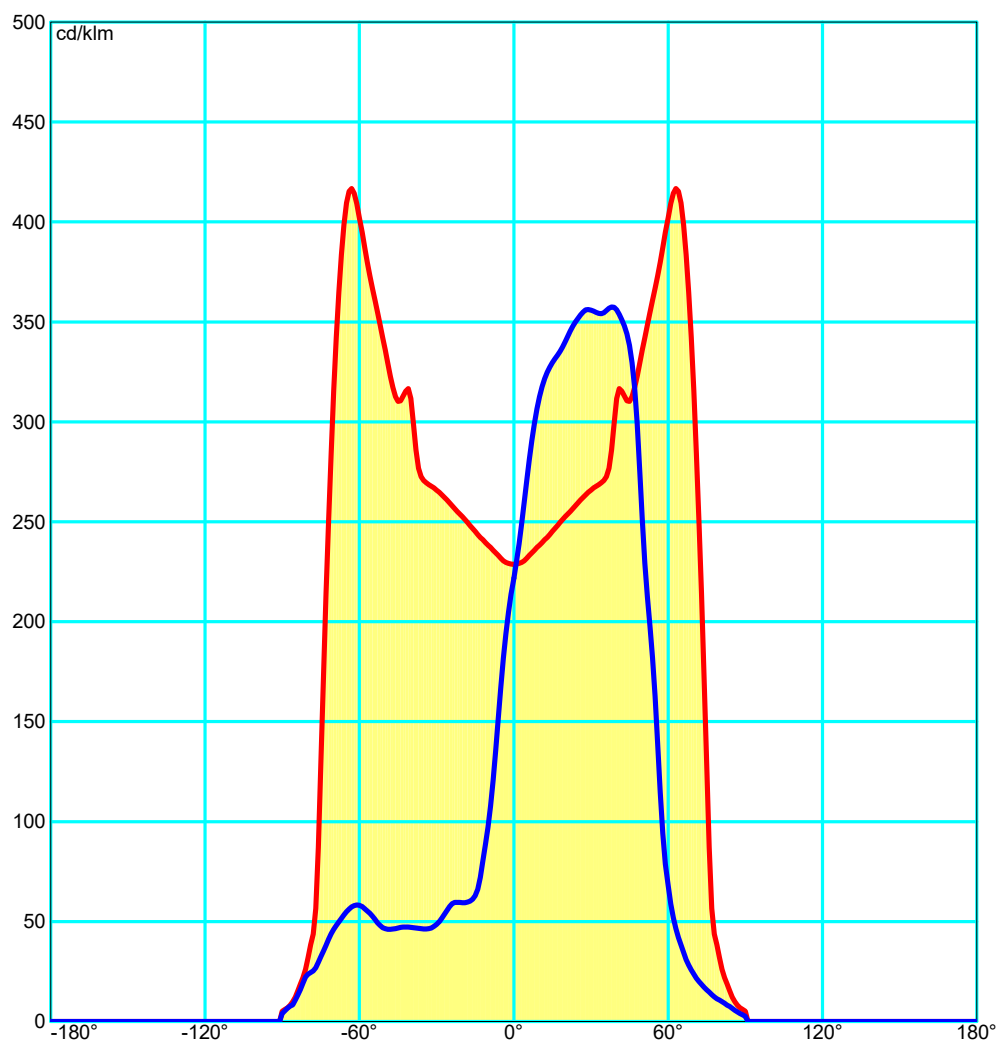
Flujo Luminaria	16200.00 lm	Potencia luminaria	120.00 W	Eficiencia	135.00 lm/W	Rendimiento	100.00%
Flujo de Lámpara	16200.00 lm	Valor Máximo	602.48 cd/klm	Posición	C=20.00 G=62.00	CG	Asimétrico

730mm x 280mm



Semiplanos C

180.0 — 0.0
270.0 — 90.0



Luminaria

Código COS2-120W2S1-30K7-ffff-gghhh-i_jj-kk
Nombre Coanda Series S2 Start - 120W 30K70 T2S1

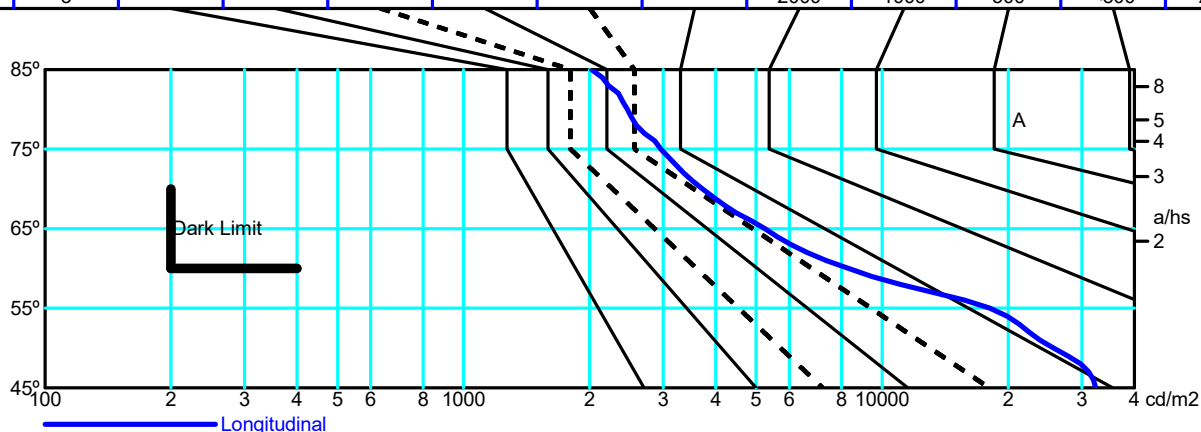
Ensayo

Código Coanda Series S2 Start 120W COS2-120W2S1-30K7-ffff-gghhh-i_jj-kk 30K70 T2S1
Nombre Coanda Series S2 Start - 120W 30K70 T2S1

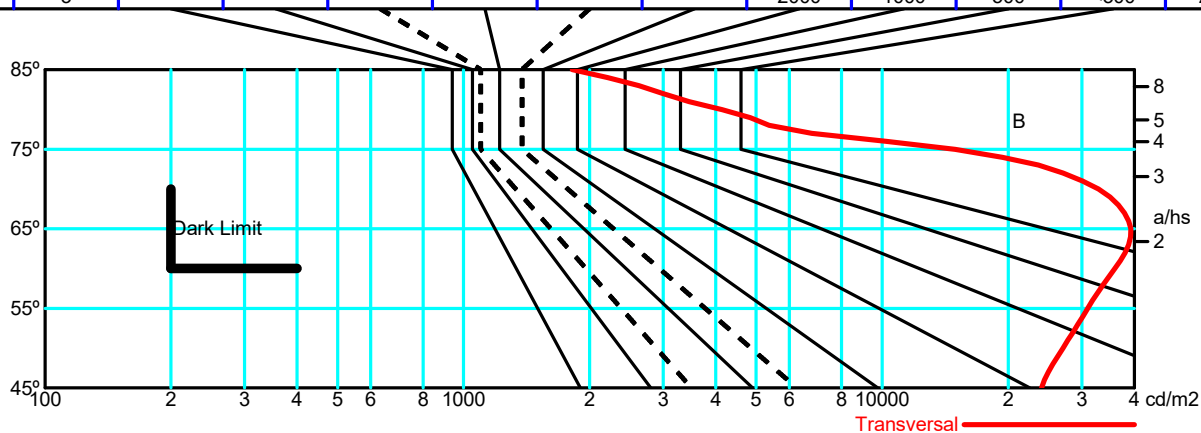
Flujo Luminaria	16200.00 lm	Potencia luminaria	120.00 W	Eficiencia	135.00 lm/W	Rendimiento	100.00%
Flujo de Lámpara	16200.00 lm	Valor Máximo	602.48 cd/klm	Posición	C=20.00 G=62.00	CG	Asimétrico

Luminancia Media [cd/m²]										
0.0°	45°	50°	55°	60°	65°	70°	75°	80°	85°	
24034	27046	30953	35951	39243	32849	14941	4142	1819	---	
32364	25707	18067	8306	5246	3723	2955	2462	2021	---	

Flujo montado o vista longitudinal												
Iluminancia (lx)												
A	A	2000	1000	750	500	<300						1.15
B	1		2000	1500	1000	750	500	<300				1.5
C					2000		1000	500	<300			1.85
D	2					2000	1000	500	<300			2.2
E	3						2000	1000	500	<300		2.55



Flujo montado o vista transversal												
Iluminancia (lx)												
A	A	2000	1000	750	500	<300						1.15
B	1		2000	1500	1000	750	500	<300				1.5
C					2000		1000	500	<300			1.85
D	2					2000	1000	500	<300			2.2
E	3						2000	1000	500	<300		2.55



Luminaria

Código COS2-120W2S1-30K7-ffff-gghhh-i_jj-kk
Nombre Coanda Series S2 Start - 120W 30K70 T2S1

Ensayo

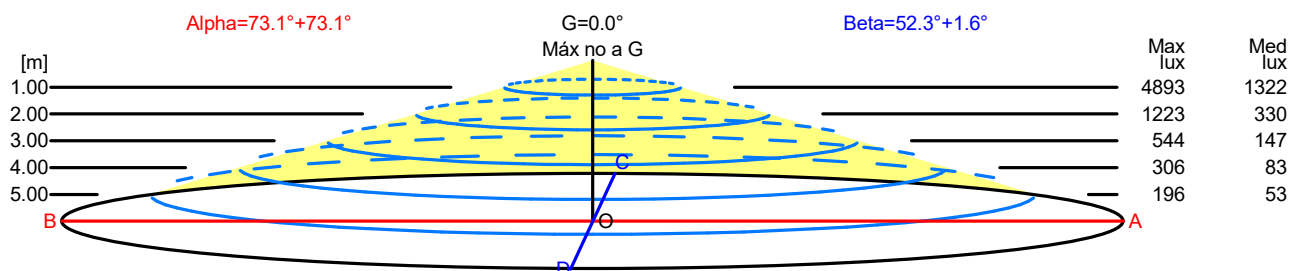
Código Coanda Series S2 Start 120W COS2-120W2S1-30K7-ffff-gghhh-i_jj-kk 30K70 T2S1
Nombre Coanda Series S2 Start - 120W 30K70 T2S1

Flujo Luminaria	16200.00 lm	Potencia luminaria	120.00 W	Eficiencia	135.00 lm/W	Rendimiento	100.00%
Flujo de Lámpara	16200.00 lm	Valor Máximo	602.48 cd/klm	Posición	C=20.00 G=62.00	CG	Asimétrico

Apertura a 50.00 % de Max Intensidad

H[m]	1.00	2.00	3.00	4.00	5.00	H[m]	1.00	2.00	3.00	4.00	5.00
OA	3.30	6.60	9.90	13.20	16.49	OC	1.29	2.59	3.88	5.17	6.46
OB	3.30	6.60	9.90	13.20	16.49	OD	0.03	0.06	0.08	0.11	0.14

	0	5	15	25	35	45	55	65	75	85
OA	3703.58	3753.61	3970.86	4202.23	4385.09	5024.37	5942.56	6635.38	2107.28	197.71
OB	3703.58	3753.61	3970.86	4202.23	4385.09	5024.37	5942.56	6635.38	2107.28	197.71
OC	3594.51	4382.29	5339.65	5697.45	5744.07	5478.57	2636.14	619.53	256.23	106.45
OD	3594.51	2709.15	1018.23	931.21	749.99	757.96	852.17	889.44	525.77	174.77



H[m]	D[m]	Max lux	Med lux	Alpha=73.1°+73.1°	G=0.0 Máx no a G
1.00	6.60	4893	1322		
2.00	13.20	1223	330		
3.00	19.79	544	147		
4.00	26.39	306	83		
5.00	32.99	196	53		

H[m]	D[m]	Max lux	Med lux	Beta=1.6°+52.3°	G=0.0 Máx no a G
1.00	1.32	4893	1322		
2.00	2.64	1223	330		
3.00	3.96	544	147		
4.00	5.28	306	83		
5.00	6.60	196	53		

Luminaria

Código COS2-120W2S1-30K7-ffff-gghhh-i_jj-kk
Nombre Coanda Series S2 Start - 120W 30K70 T2S1

Ensayo

Código Coanda Series S2 Start 120W COS2-120W2S1-30K7-ffff-gghhh-i_jj-kk 30K70 T2S1
Nombre Coanda Series S2 Start - 120W 30K70 T2S1

Flujo Luminaria	16200.00 lm	Potencia luminaria	120.00 W	Eficiencia	135.00 lm/W	Rendimiento	100.00%
Flujo de Lámpara	16200.00 lm	Valor Máximo	602.48 cd/klm	Posición	C=20.00 G=62.00	CG	Asimétrico

Flujo Total=16200.00 Flujo Luminaria=16200.00

RI	0.60	0.80	1.00	1.25	1.50	2.00	2.50	3.00	4.00	5.00	10.00	20.00
DRR	0.21	0.31	0.39	0.47	0.53	0.63	0.70	0.74	0.81	0.84	0.92	0.96
RC	7	7	7	6	6	6	6	6	6	6	5	4

Flujo Zonal por 1000 Lúmenes

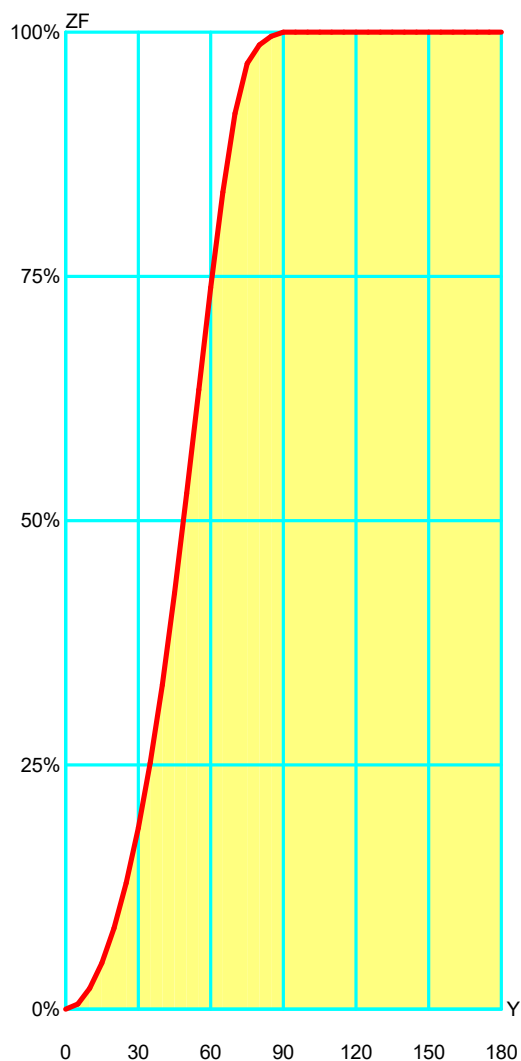
Y°	10	20	30	40	50	60	70	80	90	100	110	120	130	140	150	160	170	180
ZF(Y)	21	83	185	332	528	738	917	987	1000	1000	1000	1000	1000	1000	1000	1000	1000	1000

Códigos de Flujo C.I.E.

36 74 96 100 100

C.I.E. 7/7/7/6/6/6/6/6/5/4
D DIN 5040 A20
F UTE 1.00 H
B NBN BZ 6 / 1 / BZ 5
RN 0.00000 %
BLF 1.0

LOR 100.00000 %
ULOR 0.00000 %
DLOR 100.00000 %
UFF 0.00000 %
DFF 100.00000 %
FFR 0.00000 %



Flujo Zonal				
Gamma °	Flujo	Suma lm	Flujo [%]	Suma [%]
0°	0.00	0.00	0.00%	0.00 %
5°	5.37	5.37	0.54 %	0.54 %
10°	15.93	21.29	1.59 %	2.13 %
15°	25.94	47.23	2.59 %	4.72 %
20°	35.81	83.04	3.58 %	8.30 %
25°	46.08	129.13	4.61 %	12.91 %
30°	56.29	185.41	5.63 %	18.54 %
35°	66.58	251.99	6.66 %	25.20 %
40°	79.92	331.91	7.99 %	33.19 %
45°	93.78	425.70	9.38 %	42.57 %
50°	102.17	527.86	10.22 %	52.79 %
55°	105.94	633.80	10.59 %	63.38 %
60°	104.56	738.36	10.46 %	73.84 %
65°	97.64	836.00	9.76 %	83.60 %
70°	80.71	916.71	8.07 %	91.67 %
75°	51.25	967.97	5.13 %	96.80 %
80°	18.90	986.87	1.89 %	98.69 %
85°	8.92	995.78	0.89 %	99.58 %
90°	4.22	1000.00	0.42 %	100.00 %
95°	0.00	1000.00	0.00 %	100.00 %
100°	0.00	1000.00	0.00 %	100.00 %
105°	0.00	1000.00	0.00 %	100.00 %
110°	0.00	1000.00	0.00 %	100.00 %
115°	0.00	1000.00	0.00 %	100.00 %
120°	0.00	1000.00	0.00 %	100.00 %
125°	0.00	1000.00	0.00 %	100.00 %
130°	0.00	1000.00	0.00 %	100.00 %
135°	0.00	1000.00	0.00 %	100.00 %
140°	0.00	1000.00	0.00 %	100.00 %
145°	0.00	1000.00	0.00 %	100.00 %
150°	0.00	1000.00	0.00 %	100.00 %
155°	0.00	1000.00	0.00 %	100.00 %
160°	0.00	1000.00	0.00 %	100.00 %
165°	0.00	1000.00	0.00 %	100.00 %
170°	0.00	1000.00	0.00 %	100.00 %
175°	0.00	1000.00	0.00 %	100.00 %
180°	0.00	1000.00	0.00 %	100.00 %

Luminaria

Código COS2-120W2S1-30K7-ffff-gghhh-i_jj-kk
Nombre Coanda Series S2 Start - 120W 30K70 T2S1

Ensayo

Código Coanda Series S2 Start 120W COS2-120W2S1-30K7-ffff-gghhh-i_jj-kk 30K70 T2S1
Nombre Coanda Series S2 Start - 120W 30K70 T2S1

Flujo Luminaria	16200.00 lm	Potencia luminaria	120.00 W	Eficiencia	135.00 lm/W	Rendimiento	100.00%
Flujo de Lámpara	16200.00 lm	Valor Máximo	602.48 cd/klm	Posición	C=20.00 G=62.00	CG	Asimétrico

Utilización CIE

Montaje	Directo			Normalización			Normalizados			Raz. de Susp.			1/3			CIE Estándar									
Techo																									
K	8873	8773	8871	8771	7773	7771	7753	7553	7751	7551	7731	7331	7711	7111	5551	5531	5331	5511	5111	3331	3311	1111	0000		
0.60	230	206	189	170	196	162	115	98	95	81	50	37	17	11	76	40	35	14	11	34	12	10	0		
0.80	264	242	201	185	231	177	144	126	109	96	60	47	23	17	89	50	45	19	16	43	17	15	0		
1.00	287	267	203	190	254	182	167	149	116	104	67	55	28	22	98	57	52	24	21	49	21	19	0		
1.25	306	288	199	189	274	181	190	172	120	110	73	62	35	28	103	63	59	31	27	56	27	25	0		
1.50	319	303	194	185	289	178	208	191	122	113	77	67	41	33	107	68	64	36	32	61	33	30	0		
2.00	335	322	180	174	307	168	236	221	122	115	83	74	50	43	109	75	71	46	41	68	42	39	0		
2.50	345	334	170	165	319	160	256	242	121	115	87	79	57	51	109	79	76	53	49	73	49	46	0		
3.00	352	342	161	157	327	153	271	259	119	114	89	83	63	57	109	83	80	59	55	77	55	52	0		
4.00	361	354	150	147	338	144	293	282	117	114	93	88	72	66	109	87	85	67	64	82	64	60	0		
5.00	367	361	142	140	346	137	307	298	116	113	96	91	77	72	109	90	88	73	70	85	70	66	0		
10.00	380	377	126	125	361	123	340	335	112	110	101	99	91	88	107	97	96	87	86	93	84	81	0		
20.00	387	385	117	116	370	115	359	356	109	109	104	103	99	97	106	101	100	96	95	98	93	91	0		

Pared

K	8873	8773	8871	8771	7773	7771	7753	7553	7751	7551	7731	7331	7711	7111	5551	5531	5331	5511	5111	3331	3311	1111	0000
0.60	509	496	457	448	490	443	386	378	358	351	300	295	258	256	348	296	294	257	256	293	256	255	236
0.80	574	561	502	493	551	486	449	439	406	399	348	342	305	302	394	343	341	303	302	339	302	301	277
1.00	618	605	527	519	593	512	495	484	438	431	382	376	339	336	425	376	373	337	335	371	335	333	307
1.25	655	643	545	538	628	530	536	525	463	457	411	405	370	366	450	404	402	367	365	398	364	362	333
1.50	681	670	555	549	653	541	567	556	481	475	432	426	393	389	467	424	422	389	387	418	386	383	351
2.00	706	696	556	552	677	544	603	592	494	489	453	447	418	413	480	444	442	413	410	437	409	405	369
2.50	720	711	553	550	690	542	625	615	500	496	464	459	433	428	486	454	452	427	424	446	422	418	379
3.00	727	719	548	545	696	537	639	629	501	497	469	464	441	437	487	459	457	435	432	451	429	424	383
4.00	737	731	541	539	706	532	659	651	503	500	477	473	454	450	489	467	465	447	444	458	440	434	390
5.00	744	738	537	535	712	528	673	665	504	502	483	479	463	459	491	472	470	454	452	462	447	440	394
10.00	748	745	518	517	717	510	694	689	498	496	485	483	474	471	485	474	473	464	462	463	454	446	395
20.00	731	730	488	488	699	481	687	684	474	474	468	467	462	460	462	456	455	450	449	445	440	430	377

P.Trab.

K	8873	8773	8871	8771	7773	7771	7753	7553	7751	7551	7731	7331	7711	7111	5551	5531	5331	5511	5111	3331	3311	1111	0000
0.60	527	513	491	481	505	474	378	370	364	358	290	285	236	234	354	285	284	235	234	282	234	233	214
0.80	643	628	593	582	616	573	489	478	466	459	390	383	332	329	452	383	380	330	328	378	328	327	307
1.00	734	719	669	659	703	648	579	567	548	540	472	465	414	410	531	464	461	411	409	457	408	406	386
1.25	822	807	741	732	786	719	670	656	627	619	556	548	498	494	608	545	542	494	491	537	490	487	468
1.50	887	873	793	785	849	772	740	726	687	680	620	612	565	559	667	608	605	559	556	599	555	551	532
2.00	982	969	866	859	941	846	846	832	776	769	718	710	668	662	754	704	700	660	657	692	654	648	631
2.50	1000	1000	911	906	1000	892	918	904	833	827	782	775	738	731	810	767	764	729	725	754	720	713	697
3.00	1000	1000	942	938	1000	924	969	956	873	868	828	821	789	782	850	812	809	778	774	798	768	760	745
4.00	1000	1000	979	976	1000	963	1000	1000	923	919	887	881	854	848	900	869	866	841	837	853	829	819	805
5.00	1000	1000	1000	999	1000	986	1000	1000	953	949	923	917	895	889	930	904	902	880	877	888	867	855	842
10.00	1000	1000	1000	1000	1000	1000	1000	1000	1000	1000	999	995	983	979	992	978	977	965	963	959	948	932	921
20.00	1000	1000	1000	1000	1000	1000	1000	1000	1000	1000	1000	1000	1000	1000	1000	1000	1000	1000	1000	997	991	973	962

LM53 SHR C0-C180: 1.931 SHR C90-C270: 2.035 SHR Superficial: 2.530

Luminaria

Código COS2-120W2S1-30K7-ffff-gghhh-i_jj-kk
Nombre Coanda Series S2 Start - 120W 30K70 T2S1

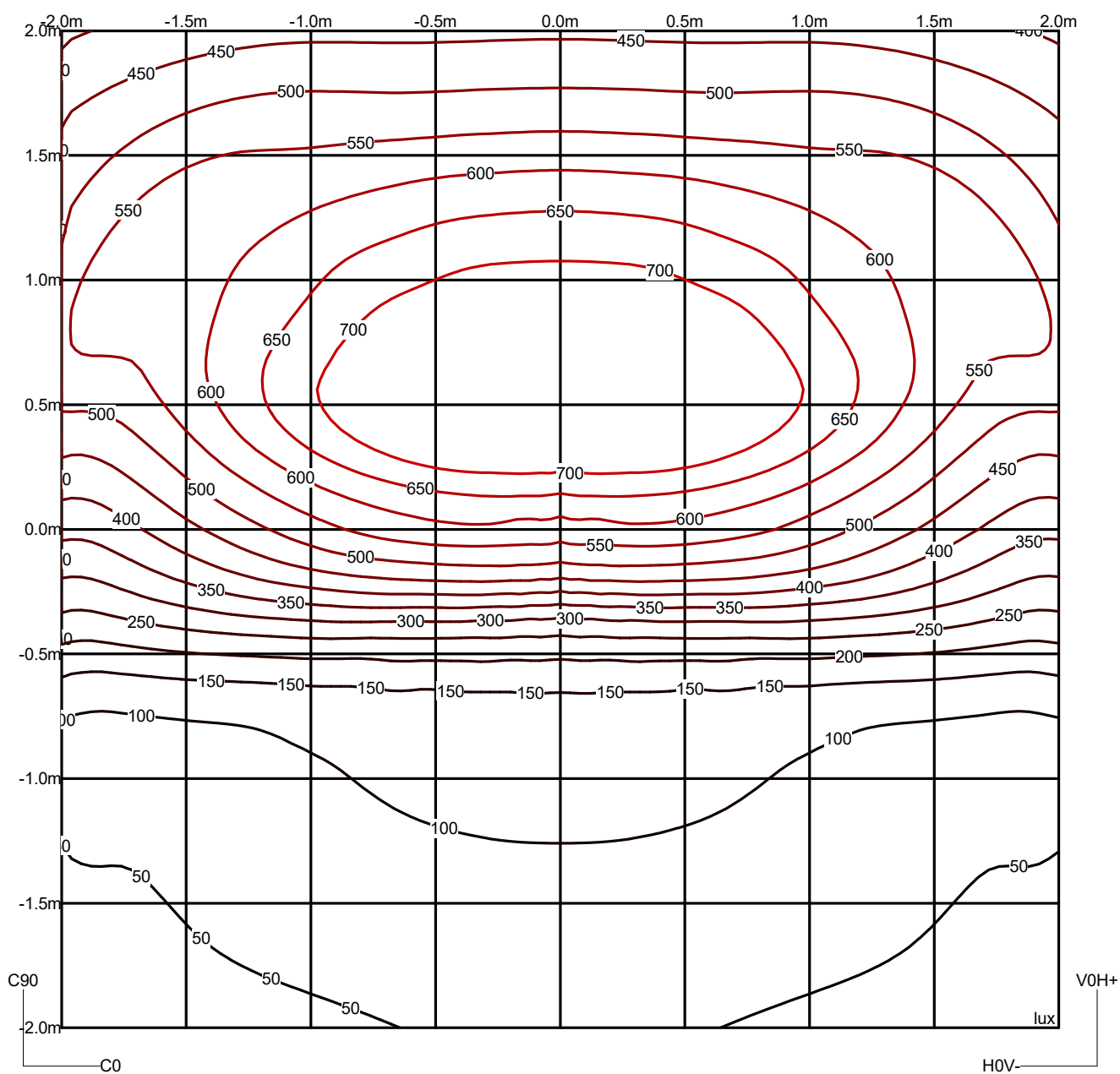
Ensayo

Código Coanda Series S2 Start 120W COS2-120W2S1-30K7-ffff-gghhh-i_jj-kk 30K70 T2S1
Nombre Coanda Series S2 Start - 120W 30K70 T2S1

Flujo Luminaria	16200.00 lm	Potencia luminaria	120.00 W	Eficiencia	135.00 lm/W	Rendimiento	100.00%
Flujo de Lámpara	16200.00 lm	Valor Máximo	602.48 cd/klm	Posición	C=20.00 G=62.00	CG	Asimétrico

Isolux (Suelo)

Posición Luminaria X=0.00m Y=0.00m Z=2.50m



Luminaria

Código COS2-120W2S1-30K7-ffff-gghhh-i_jj-kk
 Nombre Coanda Series S2 Start - 120W 30K70 T2S1

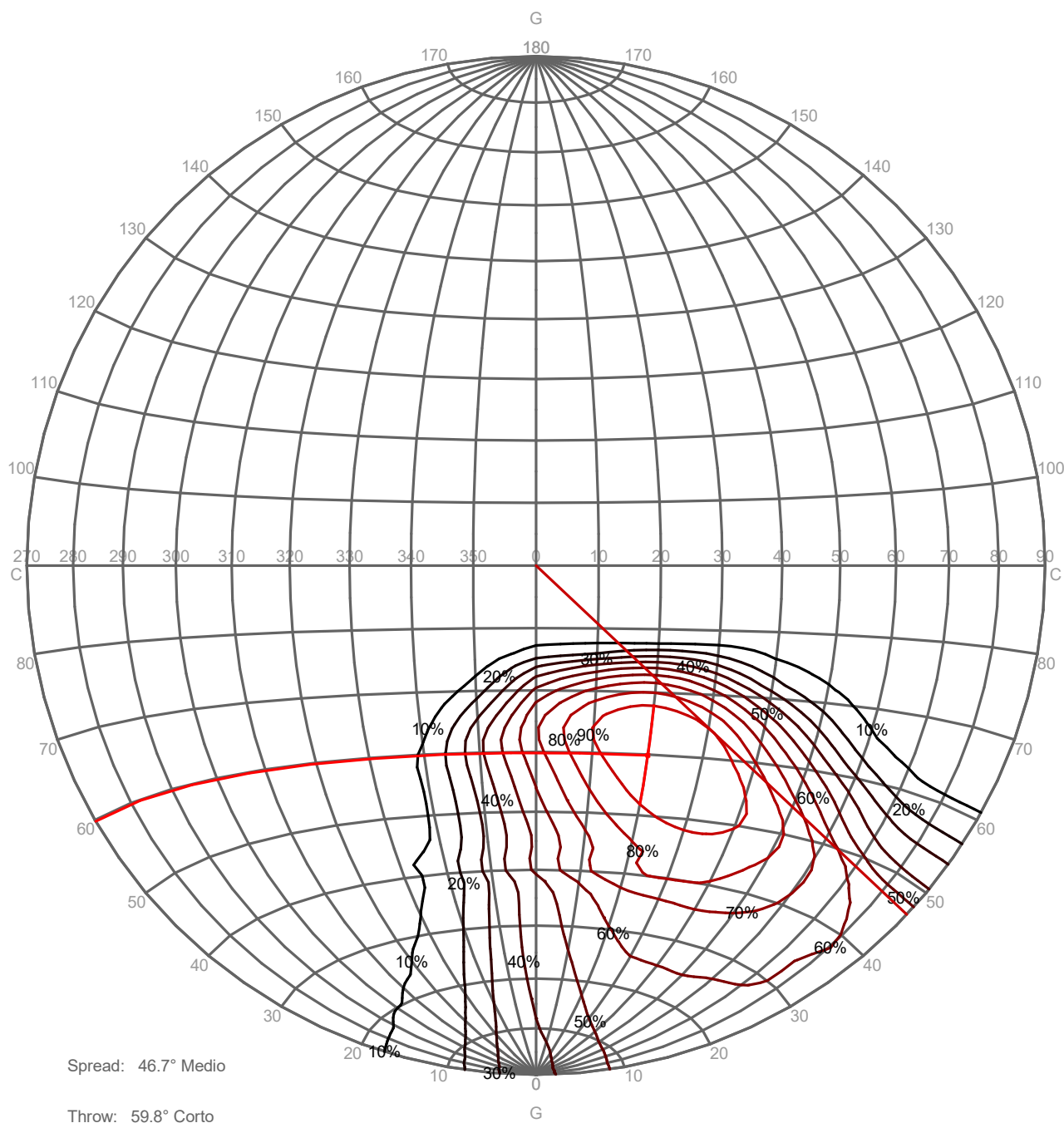
Ensayo

Código Coanda Series S2 Start 120W COS2-120W2S1-30K7-ffff-gghhh-i_jj-kk 30K70 T2S1
 Nombre Coanda Series S2 Start - 120W 30K70 T2S1

Flujo Luminaria	16200.00 lm	Potencia luminaria	120.00 W	Eficiencia	135.00 lm/W	Rendimiento	100.00%
Flujo de Lámpara	16200.00 lm	Valor Máximo	602.48 cd/klm	Posición	C=20.00 G=62.00	CG	Asimétrico

PORCENTAJE ISOCANDELAS

Proyección: Equivalente SLI (deslumbramiento) 4.7 Concentrado Ángulo de Inclinación: 0°



Luminaria

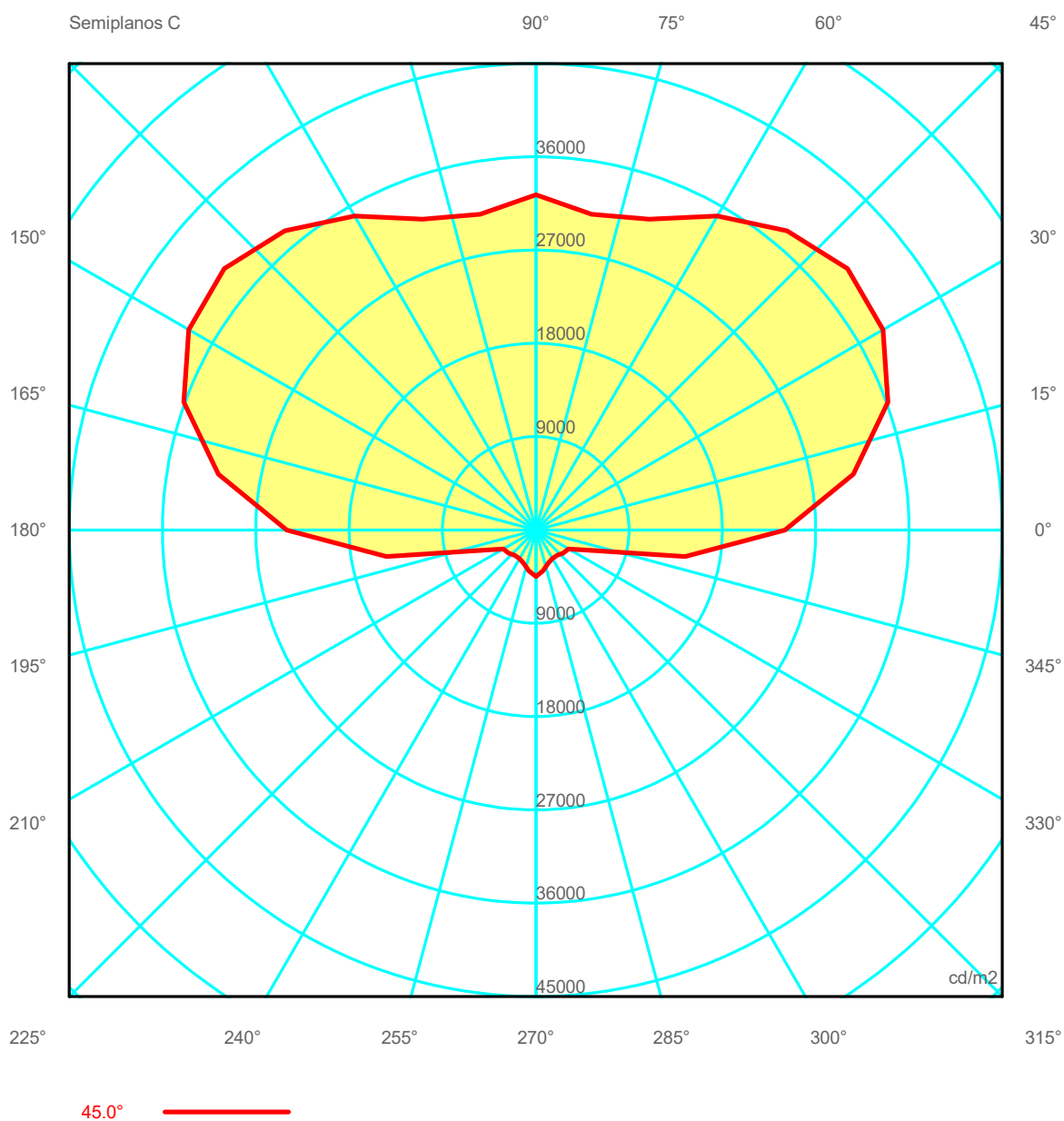
Código COS2-120W2S1-30K7-ffff-gghhh-i_jj-kk
Nombre Coanda Series S2 Start - 120W 30K70 T2S1

Ensayo

Código Coanda Series S2 Start 120W COS2-120W2S1-30K7-ffff-gghhh-i_jj-kk 30K70 T2S1
Nombre Coanda Series S2 Start - 120W 30K70 T2S1

Flujo Luminaria	16200.00 lm	Potencia luminaria	120.00 W	Eficiencia	135.00 lm/W	Rendimiento	100.00%
Flujo de Lámpara	16200.00 lm	Valor Máximo	602.48 cd/klm	Posición	C=20.00 G=62.00	CG	Asimétrico

Luminancia



Luminaria

Código COS2-120W2S1-30K7-ffff-gghhh-i_jj-kk
 Nombre Coanda Series S2 Start - 120W 30K70 T2S1

Ensayo

Código Coanda Series S2 Start 120W COS2-120W2S1-30K7-ffff-gghhh-i_jj-kk 30K70 T2S1
 Nombre Coanda Series S2 Start - 120W 30K70 T2S1

Flujo Luminaria	16200.00 lm	Potencia luminaria	120.00 W	Eficiencia	135.00 lm/W	Rendimiento	100.00%
Flujo de Lámpara	16200.00 lm	Valor Máximo	602.48 cd/klm	Posición	C=20.00 G=62.00	CG	Asimétrico

Luminance cd/m2 Tabla 1/3

	C 0.00	C 10.00	C 20.00	C 30.00	C 40.00	C 50.00	C 60.00	C 70.00	C 80.00	C 90.00	C 100.00	C 110.00	C 120.00
G 0.0	18119.27	17777.49	17718.93	17764.33	17719.81	17762.57	17722.99	17669.13	17667.66	17585.66	17667.66	17669.13	17722.99
G 5.0	17741.26	17931.58	18417.28	19009.28	19523.72	20060.69	20495.34	20817.29	21117.57	21204.01	21117.57	20817.29	20495.34
G 10.0	17783.95	18540.96	19633.08	20849.36	21853.63	22717.67	23292.80	23753.29	24127.27	24417.91	24127.27	23753.29	23292.80
G 15.0	17963.43	19310.13	21081.65	22767.16	23840.85	24582.58	24882.80	25189.04	25441.25	25858.63	25441.25	25189.04	24882.80
G 20.0	18319.75	20307.61	22613.58	24352.36	25106.01	25532.45	25658.67	26008.08	26416.39	26997.82	26416.39	26008.08	25658.67
G 25.0	18775.61	21444.85	24157.24	25739.90	26076.90	26443.34	26696.82	27177.45	27694.31	28481.42	27694.31	27177.45	26696.82
G 30.0	19346.96	22725.69	25720.13	27000.24	27447.28	27935.79	28100.38	28329.91	28696.10	29637.93	28696.10	28329.91	28100.38
G 35.0	19952.77	24349.33	28095.62	29586.53	30409.33	30444.77	30011.56	29382.74	29573.89	30633.43	29573.89	29382.74	30011.56
G 40.0	23459.37	29836.23	34665.93	35895.66	35911.56	34608.22	32835.02	31280.62	30956.35	32202.34	30956.35	31280.62	32835.02
G 45.0	24033.59	31105.49	36143.14	38655.93	39223.62	37683.63	34988.10	31910.57	30952.79	32363.69	30952.79	31910.57	34988.10
G 50.0	27046.31	35429.95	41273.82	44124.01	43722.78	40155.44	33835.74	27564.36	24661.81	25707.19	24661.81	27564.36	33835.74
G 55.0	30952.98	40591.46	46555.01	48647.50	45436.49	37043.85	26797.73	19507.67	17166.79	18066.97	17166.79	19507.67	26797.73
G 60.0	35951.03	46215.70	51697.79	51577.14	42848.04	30266.04	18204.61	9917.57	7746.50	8305.66	7746.50	9917.57	18204.61
G 65.0	39243.15	50461.12	54704.76	50194.81	35920.54	20458.66	8420.70	5096.89	4801.68	5245.63	4801.68	5096.89	8420.70
G 70.0	32849.39	44440.07	48038.29	39462.97	22536.86	10137.42	4947.85	4092.46	3534.57	3722.54	3534.57	4092.46	4947.85
G 75.0	14940.65	21319.95	25203.71	18022.09	8789.10	5379.96	4588.87	3464.03	2776.40	2955.02	2776.40	3464.03	4588.87
G 80.0	4142.32	3599.85	2912.16	3047.21	3577.94	4085.62	3906.02	3033.41	2337.05	2462.48	2337.05	3033.41	3906.02
G 85.0	1818.57	2040.90	1756.07	1879.93	1985.22	2428.72	2496.53	2116.22	1806.38	2020.64	1806.38	2116.22	2496.53
G 90.0	896.66	951.83	996.14	949.39	915.92	962.02	1035.61	972.72	924.20	1182.57	924.20	972.72	1035.61

Luminaria

Código COS2-120W2S1-30K7-ffff-gghhh-i_jj-kk
Nombre Coanda Series S2 Start - 120W 30K70 T2S1

Ensayo

Código Coanda Series S2 Start 120W COS2-120W2S1-30K7-ffff-gghhh-i_jj-kk 30K70 T2S1
Nombre Coanda Series S2 Start - 120W 30K70 T2S1

Flujo Luminaria	16200.00 lm	Potencia luminaria	120.00 W	Eficiencia	135.00 lm/W	Rendimiento	100.00%
Flujo de Lámpara	16200.00 lm	Valor Máximo	602.48 cd/klm	Posición	C=20.00 G=62.00	CG	Asimétrico

Luminance cd/m2 Tabla 2/3

	C 130.00	C 140.00	C 150.00	C 160.00	C 170.00	C 180.00	C 190.00	C 200.00	C 210.00	C 220.00	C 230.00	C 240.00	C 250.00
G 0.0	17762.57	17719.81	17764.33	17718.93	17777.49	18119.27	17777.49	17718.93	17764.33	17719.81	17762.57	17722.99	17669.13
G 5.0	20060.69	19523.72	19009.28	18417.28	17931.58	17741.26	16860.28	16199.29	15655.16	15009.78	14436.42	13943.03	13448.05
G 10.0	22717.67	21853.63	20849.36	19633.08	18540.96	17783.95	16305.59	14855.69	13212.29	11445.63	9802.45	8781.16	7987.18
G 15.0	24582.58	23840.85	22767.16	21081.65	19310.13	17963.43	15833.64	13320.20	10286.55	7966.44	6536.39	5620.74	5026.60
G 20.0	25532.45	25106.01	24352.36	22613.58	20307.61	18319.75	15515.08	11693.63	7940.10	5824.24	4642.79	4463.99	4489.05
G 25.0	26443.34	26076.90	25739.90	24157.24	21444.85	18775.61	15122.20	10115.23	6242.90	4462.80	4213.87	4296.47	4420.16
G 30.0	27935.79	27447.28	27000.24	25720.13	22725.69	19346.96	14671.78	8734.81	4887.25	3998.61	3890.86	3884.62	3874.63
G 35.0	30444.77	30409.33	29586.53	28095.62	24349.33	19952.77	14196.56	7467.45	4148.54	3706.57	3643.47	3615.10	3632.42
G 40.0	34608.22	35911.56	35895.66	34665.93	29836.23	23459.37	15204.03	6823.02	3788.64	3431.78	3550.80	3468.42	3507.97
G 45.0	37683.63	39223.62	38655.93	36143.14	31105.49	24033.59	14632.76	5745.04	3616.97	3460.16	3165.50	3174.59	3431.58
G 50.0	40155.44	43722.78	44124.01	41273.82	35429.95	27046.31	15408.49	5363.56	3011.81	2833.64	2796.71	3097.39	3511.70
G 55.0	37043.85	45436.49	48647.50	46555.01	40591.46	30952.98	17372.65	5692.28	2764.18	2506.12	2855.29	3397.20	3885.46
G 60.0	30266.04	42848.04	51577.14	51697.79	46215.70	35951.03	20030.96	5998.90	2844.35	2385.25	3019.37	3716.84	4301.79
G 65.0	20458.66	35920.54	50194.81	54704.76	50461.12	39243.15	17805.28	3734.08	2062.35	2299.54	2963.72	3801.57	4703.96
G 70.0	10137.42	22536.86	39462.97	48038.29	44440.07	32849.39	9771.32	2279.43	1784.04	2098.56	2784.64	3638.12	4834.49
G 75.0	5379.96	8789.10	18022.09	25203.71	21319.95	14940.65	3350.58	1673.56	1745.88	1932.56	2425.73	3414.23	4399.78
G 80.0	4085.62	3577.94	3047.21	2912.16	3599.85	4142.32	1980.19	1736.78	1703.92	1667.02	2032.40	2921.67	3912.55
G 85.0	2428.72	1985.22	1879.93	1756.07	2040.90	1818.57	1471.72	1363.58	1307.60	1443.63	1497.93	1896.82	2407.51
G 90.0	962.02	915.92	949.39	996.14	951.83	896.66	965.28	969.63	890.96	856.50	841.74	969.77	1137.78

Luminaria

Código COS2-120W2S1-30K7-ffff-gghhh-i_jj-kk
Nombre Coanda Series S2 Start - 120W 30K70 T2S1

Ensayo

Código Coanda Series S2 Start 120W COS2-120W2S1-30K7-ffff-gghhh-i_jj-kk 30K70 T2S1
Nombre Coanda Series S2 Start - 120W 30K70 T2S1

Flujo Luminaria	16200.00 lm	Potencia luminaria	120.00 W	Eficiencia	135.00 lm/W	Rendimiento	100.00%
Flujo de Lámpara	16200.00 lm	Valor Máximo	602.48 cd/klm	Posición	C=20.00 G=62.00	CG	Asimétrico

Luminance cd/m2 Tabla 3/3

	C 260.00	C 270.00	C 280.00	C 290.00	C 300.00	C 310.00	C 320.00	C 330.00	C 340.00	C 350.00
G 0.0	17667.66	17585.66	17667.66	17669.13	17722.99	17762.57	17719.81	17764.33	17718.93	17777.49
G 5.0	13283.33	13108.41	13283.33	13448.05	13943.03	14436.42	15009.78	15655.16	16199.29	16860.28
G 10.0	7731.88	7598.12	7731.88	7987.18	8781.16	9802.45	11445.63	13212.29	14855.69	16305.59
G 15.0	4920.28	4931.04	4920.28	5026.60	5620.74	6536.39	7966.44	10286.55	13320.20	15833.64
G 20.0	4589.85	4721.34	4589.85	4489.05	4463.99	4642.79	5824.24	7940.10	11693.63	15515.08
G 25.0	4540.69	4655.10	4540.69	4420.16	4296.47	4213.87	4462.80	6242.90	10115.23	15122.20
G 30.0	3911.76	4043.12	3911.76	3874.63	3884.62	3890.86	3998.61	4887.25	8734.81	14671.78
G 35.0	3745.31	3999.74	3745.31	3632.42	3615.10	3643.47	3706.57	4148.54	7467.45	14196.56
G 40.0	3837.91	4259.73	3837.91	3507.97	3468.42	3550.80	3431.78	3788.64	6823.02	15204.03
G 45.0	3968.80	4477.52	3968.80	3431.58	3174.59	3165.50	3460.16	3616.97	5745.04	14632.76
G 50.0	4159.93	4750.65	4159.93	3511.70	3097.39	2796.71	2833.64	3011.81	5363.56	15408.49
G 55.0	4846.97	5840.41	4846.97	3885.46	3397.20	2855.29	2506.12	2764.18	5692.28	17372.65
G 60.0	5752.10	7110.06	5752.10	4301.79	3716.84	3019.37	2385.25	2844.35	5998.90	20030.96
G 65.0	6407.12	7530.99	6407.12	4703.96	3801.57	2963.72	2299.54	2062.35	3734.08	17805.28
G 70.0	6183.64	7265.99	6183.64	4834.49	3638.12	2784.64	2098.56	1784.04	2279.43	9771.32
G 75.0	5166.41	6063.54	5166.41	4399.78	3414.23	2425.73	1932.56	1745.88	1673.56	3350.58
G 80.0	4714.91	5490.55	4714.91	3912.55	2921.67	2032.40	1667.02	1703.92	1736.78	1980.19
G 85.0	2754.18	3317.49	2754.18	2407.51	1896.82	1497.93	1443.63	1307.60	1363.58	1471.72
G 90.0	1357.29	1864.86	1357.29	1137.78	969.77	841.74	856.50	890.96	969.63	965.28

Luminaria

Código COS2-120W2S1-30K7-ffff-gghhh-i_jj-kk
Nombre Coanda Series S2 Start - 120W 30K70 T2S1

Ensayo

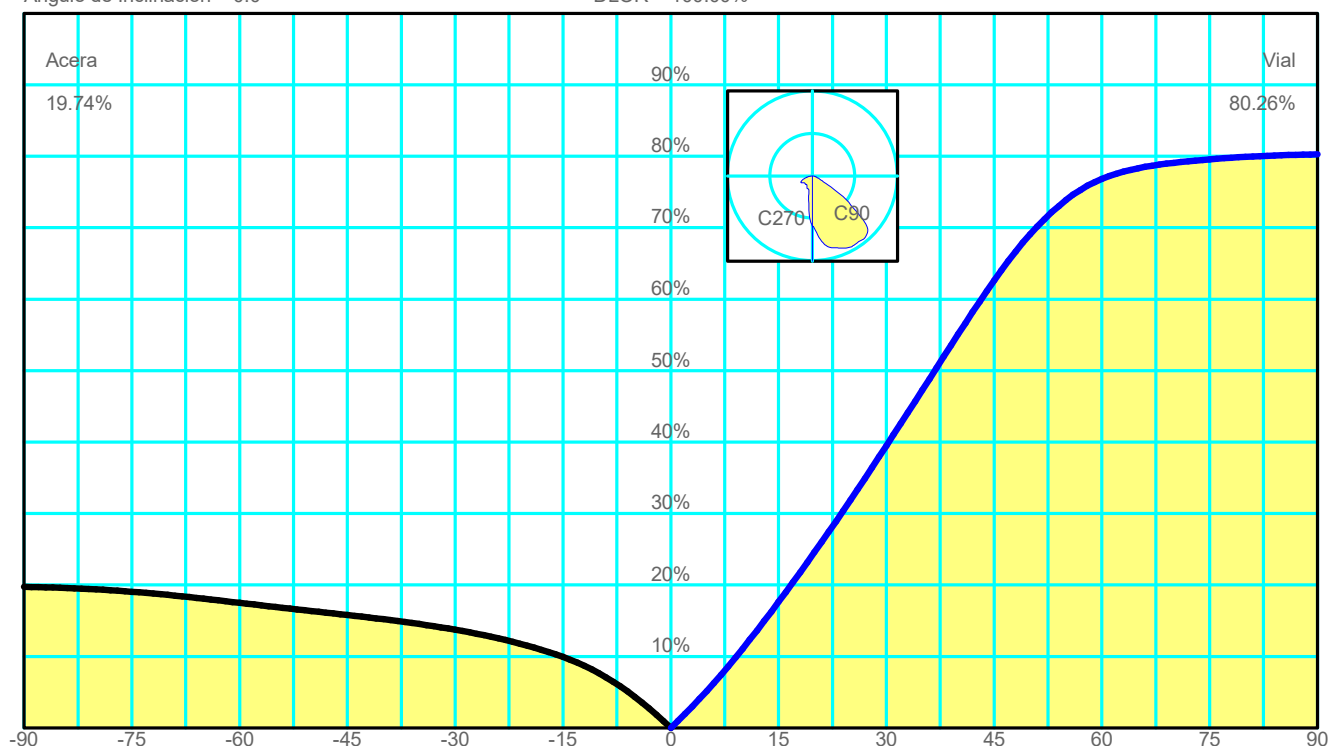
Código Coanda Series S2 Start 120W COS2-120W2S1-30K7-ffff-gghhh-i_jj-kk 30K70 T2S1
Nombre Coanda Series S2 Start - 120W 30K70 T2S1

Flujo Luminaria	16200.00 lm	Potencia luminaria	120.00 W	Eficiencia	135.00 lm/W	Rendimiento	100.00%
Flujo de Lámpara	16200.00 lm	Valor Máximo	602.48 cd/klm	Posición	C=20.00 G=62.00	CG	Asimétrico

Acera			Vial		
Piano	0	0.00%	Piano	0	0.00%
Piano	-5	4.35%	Piano	5	5.15%
Piano	-10	7.65%	Piano	10	11.08%
Piano	-15	9.92%	Piano	15	17.62%
Piano	-20	11.53%	Piano	20	24.57%
Piano	-25	12.77%	Piano	25	31.87%
Piano	-30	13.75%	Piano	30	39.48%
Piano	-35	14.54%	Piano	35	47.27%
Piano	-40	15.21%	Piano	40	55.09%
Piano	-45	15.80%	Piano	45	62.61%
Piano	-50	16.36%	Piano	50	69.07%
Piano	-55	16.92%	Piano	55	73.86%
Piano	-60	17.50%	Piano	60	76.82%
Piano	-65	18.08%	Piano	65	78.32%
Piano	-70	18.62%	Piano	70	79.08%
Piano	-75	19.06%	Piano	75	79.56%
Piano	-80	19.39%	Piano	80	79.91%
Piano	-85	19.63%	Piano	85	80.14%
Piano	-90	19.74%	Piano	90	80.26%

Ángulo de Inclinación = 0.0

DLOR = 100.00%



Spread 46.7° Medio
Throw 59.8° Corto
SLI (deslumbramiento) Concentrado
Cutoff CIE Semi Cutoff - Max: C=20.0° Gamma=62.0°
Cutoff Iesna Cutoff
DIN5044 KB2

IESNA Type II Short Asymmetrical

DLOR 100.0000 %
ULOR 0.0000 %
Rendimiento 100.0000 %
RN 0.0000 %
Clase de Intensidad Luminosa G4
Índice de Deslumbramiento D5

Luminaria

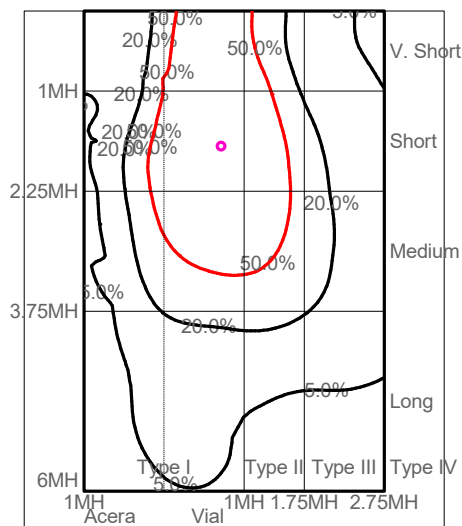
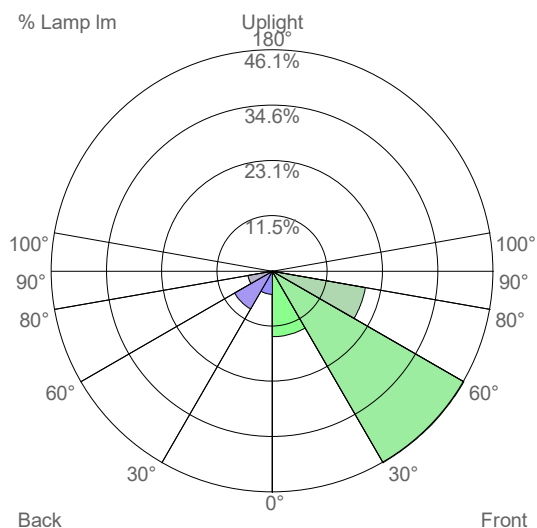
Código COS2-120W2S1-30K7-ffff-gghhh-i_jj-kk
Nombre Coanda Series S2 Start - 120W 30K70 T2S1

Ensayo

Código Coanda Series S2 Start 120W COS2-120W2S1-30K7-ffff-gghhh-i_jj-kk 30K70 T2S1
Nombre Coanda Series S2 Start - 120W 30K70 T2S1

Flujo Luminaria	16200.00 lm	Potencia luminaria	120.00 W	Eficiencia	135.00 lm/W	Rendimiento	100.00%
Flujo de Lámpara	16200.00 lm	Valor Máximo	602.48 cd/klm	Posición	C=20.00 G=62.00	CG	Asimétrico

US ROAD STANDARDS



Luminaire Classification System (LCS)			
LCS Zone		Lumens	%Lamp
FL	0° -- 30°	2218.2 lm	13.7 %
FM	30° -- 60°	7476.0 lm	46.1 %
FH	60° -- 80°	3191.9 lm	19.7 %
FVH	80° -- 90°	115.5 lm	0.7 %
BL	0° -- 30°	783.0 lm	4.8 %
BM	30° -- 60°	1478.3 lm	9.1 %
BH	60° -- 80°	839.7 lm	5.2 %
BVH	80° -- 90°	97.3 lm	0.6 %
UL	90° -- 100°	0.0 lm	0.0 %
UH	100° -- 180°	0.0 lm	0.0 %
TOTALS		16200.0 lm	100.0 %
BUG B2 U0 G2 Type II Short Asymmetrical			